



## Crown Field Support Engineering

**Issue Date:** 11-March-2014

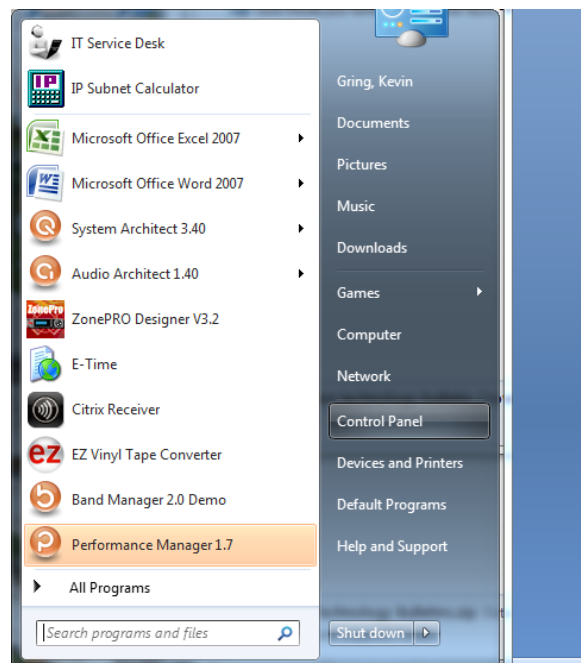
**Ref. No:** STB GEN Windows Firewall #0003

**Subject:** Adjusting Windows Firewall to Allow Updating of Firmware in Harman HiQnet software

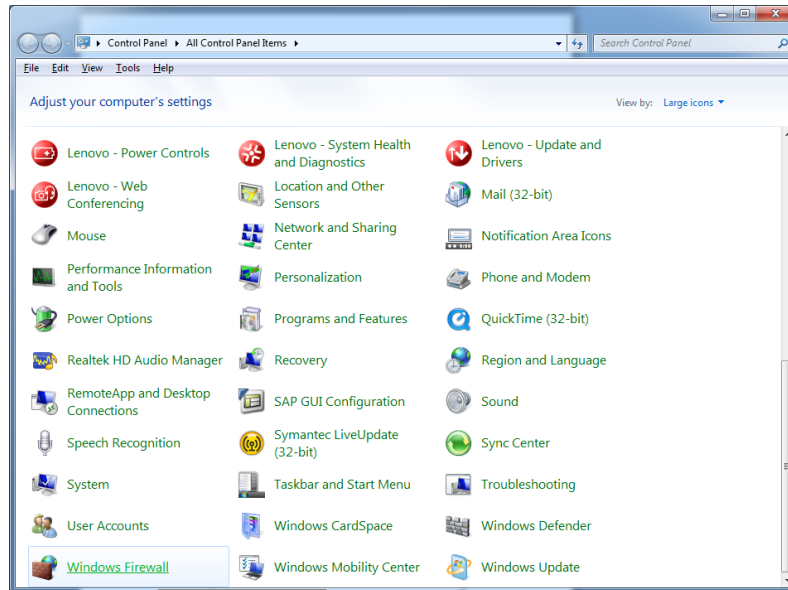
**Applicability:** The following set of instructions will show you how to set your Windows Firewall to allow Audio Architect, Band Manager or System Architect to communicate and allow firmware updates.

**Note:** *These steps apply to Windows 7 and will be very similar in Windows 8 These steps may require administrative access to the computer.*

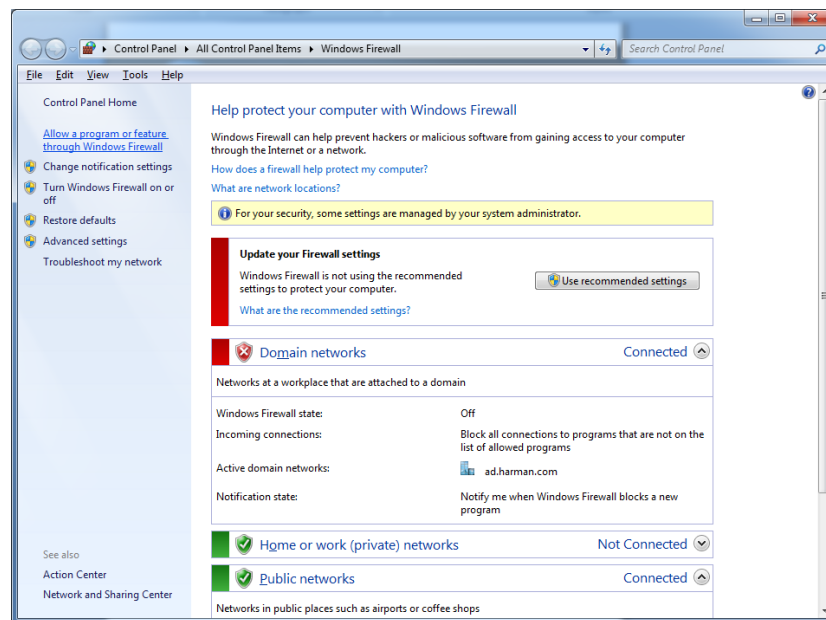
Step 1: Click on the Windows “Start menu” and select” Control Panel”



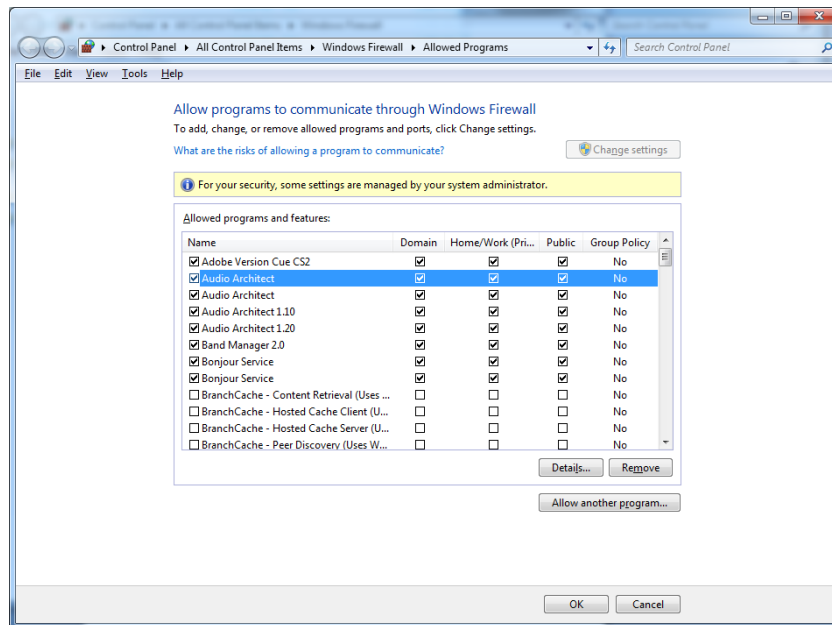
Step 2: Click on the “Windows Firewall” Icon



Step 3: Click on "Allow a program or feature through Windows Firewall"



Step 4: Scroll through the list of programs and click on the boxes to allow the Audio Architect, Band manager or System Architect software through the Firewall..” **Note: If you are unsure of network connection type, choose all three options.**



Step 5 Click "OK " and close the Firewall and Control Panel Windows.