

VRX932LA-1 12" Two-Way Constant Curvature Line Array

Key Features:

- ▶ JBL's exclusive neodymium magnet Differential Drive® woofer for high-power capacity and light-weight.
- ▶ VRX932LA-1 features 3 x 2408J Annular Ring Diaphragm HF drivers. The 2408 represents the latest in JBL Professional compression driver design.
- ▶ Constant Curvature waveguide for unprecedented array coherence.
- ▶ Dual angle pole socket for aiming flexibility. One or two speakers may be mounted to a 35 mm pole or tripod stand.
- ▶ Integral rigging hardware for simple connection of enclosures and optional array frame. Arrays of up to six enclosures may be flown.
- ▶ Array Configuration Selector permits "array shading" in passive mode.

Application:

- ▶ Music playback and sound reinforcement in mid-size venues.
- ▶ Entertainers, corporate A/V professional and sound system hire companies.

VRX932LA-1 12" Two-Way Line Array Speaker

The VRX932LA-1 is a light-weight (46 lb / 21 kg) compact 12" two-way line array speaker system designed for use in arrays of up to six units. VRX932LA-1 is the ideal choice when line array performance is needed but the venue size doesn't call for the very long-throw characteristics of larger line arrays such as JBL's VERTEC®.

The Constant Curvature waveguide mounts three compression drivers on a continuous arc. When additional VRX932LA-1 speakers are added to the array the uninterrupted arc continues. In effect, all the drivers work together as if they were a single driver on a very long waveguide. Since there are three drivers in each VRX932LA-1, the combined power handling and acoustic output of the system is far greater than a single driver could achieve.

VRX932LA-1 uses "amplitude shading" to shape the coverage of the array. Switches on the input plate allow, for example, the upper box in an array to reach a distant balcony while the lower HF section is shaded back to reduce excessive level at the front of the listening area.

One or two VRX932LA-1's may also be used on a tripod or over subwoofers. The integral rigging hardware is used to securely lock the array together while the dual-angle pole socket provides aiming flexibility.

As many as six VRX932LA-1 speaker systems may be suspended in a single



array for a nominal vertical coverage of up to 90°. Suspended applications require the JBL VRX-AF array frame (available separately). For applications in which the array must be aimed sharply down, a second array frame may be installed to the bottom of the array serving as a pull-back.

VRX918S subwoofers are the ideal choice for a ground-stacked or flown VRX932LA-1 system. The SRX718S subwoofer is also compatible when suspension is not required.

The VRX932LA-1 is manufactured and sold under U.S. patents 5,748,760; 6,112,847; 6,394,223; 6,847,726; 6,768,806; 6,774,510; and D483,743

Specifications:

Frequency Range (-10 dB):	57 Hz - 20 kHz
Frequency Response (±3 dB):	75 Hz - 20 kHz
Coverage Pattern:	100° x 15° nominal
Crossover Modes:	Bi-amp / passive, externally switchable
Crossover Frequency:	1.2 kHz
Power Rating (Continuous/Program/Peak):	Passive: 800 W / 1600 W / 3200 W Bi-amp LF: 800 W / 1600 W / 3200 W Bi-amp HF: 75 W / 150 W / 300 W
System Maximum SPL:	130 dB SPL peak (passive mode) LF: 130 dB HF: 139 dB
System Sensitivity (1w @ 1m):	95 dB SPL (passive mode) LF: 95 dB (Bi-Amp mode) HF: 114 dB* (Bi-Amp mode)
LF Driver:	1 x JBL 2262H 305 mm (12 in) Differential Drive® woofer with neodymium magnet, dual voice-coils, and dual magnetic gaps.
HF Driver:	3 x JBL 2408J, 38 mm (1.5 in) voice-coil, neodymium compression driver
Nominal Impedance:	Passive: 8 ohm Bi-amp LF: 8 ohms Bi-amp HF: 8 ohms
Active Tunings:	Tunings available at www.jblpro.com
Enclosure:	18 mm, 11-ply birch plywood.
Suspension / Mounting:	Optional VRX-AF line array frame kit; M-10 Eyebolt Kit
Finish:	Black DuraFlex™ finish
Grille:	Powder coated, black, 16-gauge perforated steel with acoustically transparent foam
Input Connectors:	Neutrik® Speakon® NL-4 (x2)
Dimensions (H x W x D):	349 mm x 597 mm x 381 mm (13.75 in x 23.5 in x 15.0 in)
Net Weight:	21 kg (46 lb)
Optional Accessories:	VRX-AF: Suspension array frame SS2-BK: Tripod speaker stand SS3-BK: Satellite speaker pole SS4-BK: Adjustable satellite speaker pole to be used with the VRX918S and SRX718S only. M-10 eyebolt kit

¹ "Frequency Range" and "Frequency Response" are based on half-space conditions

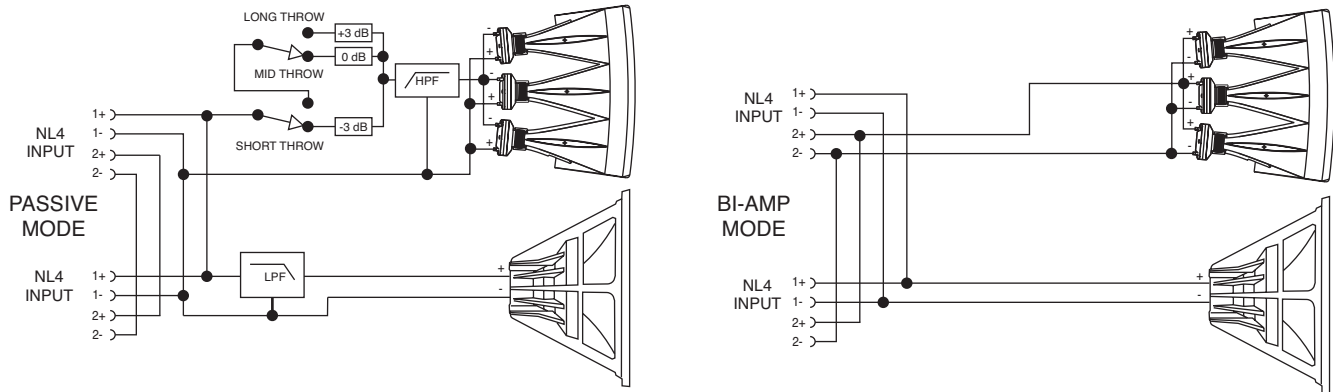
² IEC filtered noise with 6 dB crest factor, 2 hrs.

³ HF driver sensitivity is based on a measurements averaged between 1.5 kHz - 16 kHz

JBL continually engages in research related to product improvement. Changes introduced into existing products without notice are an expression of that philosophy.

► VRX932LA-1 12" Two-Way Constant Curvature Line Array

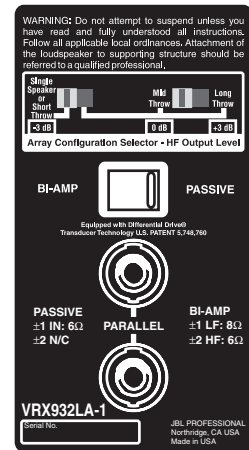
Block Diagram



Array Configuration Selector (ACS)

Amplitude shading is a technique that allows the coverage pattern of a loudspeaker array to be shaped by adjusting the relative acoustic output of some of the devices in the array. Most often, array shading involves only the mid and high-frequency sections of the array. In a simple system consisting of three VRX932LA-1s, the lower speaker (which covers the nearest listeners) may have its high-frequency output reduced. At the same time, the upper speaker may have its high frequency output increased. The overall sound-power in the room is unchanged but the distribution of acoustic energy to the audience is far more uniform. Amplitude shading of a VRX932LA-1 array may be accomplished in passive or bi-amplified systems.

In passive mode, the Array Configuration Selector may be used. The -3 dB position will typically be used for the speaker(s) in an array that are covering the nearest listening area. The +3 dB position will be used for the speaker(s) covering the more distant areas, or to compensate for the low-frequency build-up resulting from mutual coupling of multiple woofers in an array.



VRX-AF Array Frame Accessory

The VRX-AF is an array frame kit designed to be used for suspension of the VRX932LA-1 line array loudspeaker. The optional array frame kit includes an array frame, four quick release pins, a pair of forged 3/8" shackles, and a pair of drop levers.

The following table defines the maximum number of speakers that may be suspended using the VRX-AF frame. A minimum design factor of 7:1 is maintained for all speaker configurations at or below those indicated in the table.

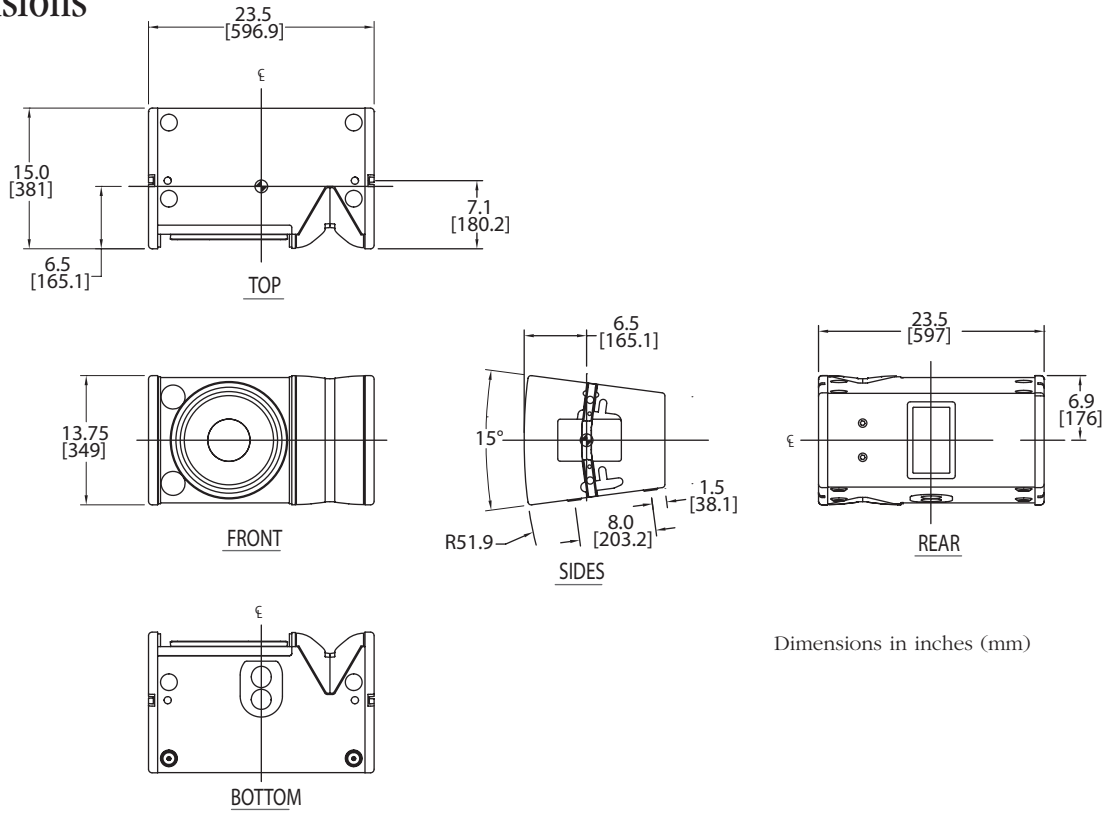


Maximum number of VRX918S in array	6	5	4	3	2	1	0
Maximum number of VRX932LA-1 in array	0	1	2	3	4	5	6

For some applications, it may be necessary to pull back the array from the bottom in order to achieve the desired coverage. Every VRX-AF is supplied with a spare set of quick release pins and a pair of spare drop levers that are used to adapt a second array frame to the bottom of a VRX932LA-1 array. Once these are installed on the bottom enclosure, the array frame may be attached as previously described.

Ground-stacked, upward aimed array: Applications such as covering stadium bleachers from the playing field may be addressed by installing the VRX-AF array frame to the bottom of the array as described above. Up to four VRX932LA-1 loudspeakers may be locked together and ground stacked using the VRX-AF array frame kit, as shown.

Dimensions



Dimensions in inches (mm)

System Configurations



With SS2-BK

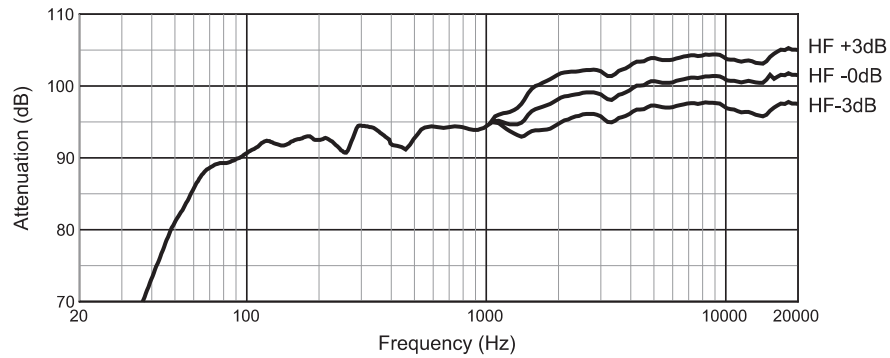
With two SRX718S and SS4-BK

Ground-stacked with VRX-AF

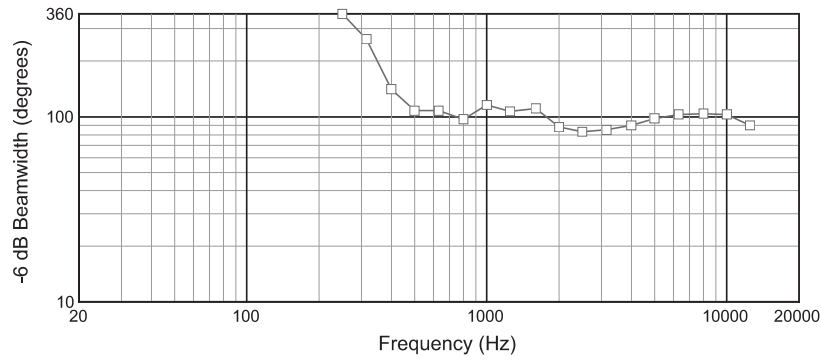
Suspended with VRX-AF

► VRX932LA-1 12" Two-Way Constant Curvature Line Array

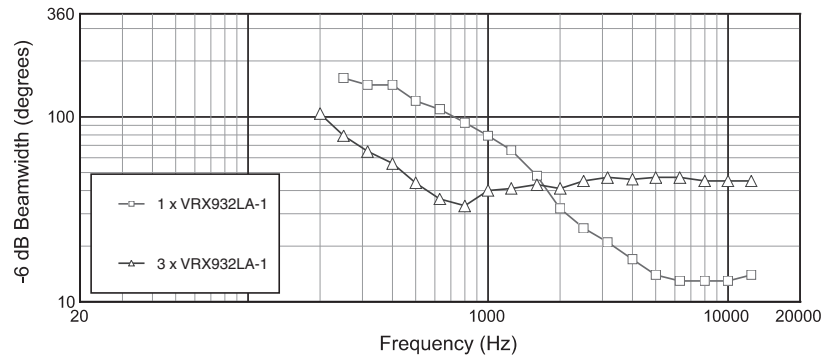
Frequency Response



Horizontal Beamwidth



Vertical Beamwidth



JBL Professional
 8500 Balboa Boulevard, P.O. Box 2200
 Northridge, California 91329 U.S.A.

■ A Harman International Company
 © Copyright 2007 JBL Professional

SS VRX932LA-1
 CRP 5M
 09/07