

# MACH Ci6



## SPECIFICATIONS

Power rating IEC268:	65 watt
Power rating peak:	260 watt
Sensitivity 1w/1m:	89 dB
Max SPL, calc. long term:	107 dB
Max SPL, peak:	113 dB
Frequency range +/-3dB:	90 Hz-20 kHz
Frequency range +/-10dB:	70 Hz-20 kHz
Dispersion angle:	90 degrees
Nominal impedance:	8 ohm
Recommended amplifier:	100 watt
Woofer:	6.5"
Tweeter:	3/4"

### Weight & Measurements:

Dimensions (HxWxD):	27.5x20x16 cm (10.83x7.83x6.30 inches)
Net weight:	2.7 kg (5.9 lbs)
Finish:	ABS
Grille:	Aluminum with foam backing
Input connectors:	Spring terminals
Flying system:	TF bracket, Aux mounting bracket

## KEY FEATURES

- Natural clear sound
- One 6" mid-woofer and a 3/4" soft dome tweeter
- A two-way speaker designed with a conical horn
- Flexible positioning
- Easy to install with a minimum of tools required for mounting and adjusting
- High durability with weather resistant housing and transducers

## DESCRIPTION

The Ci6 in-fill speaker provides excellent hi-fi performance with clear speech intelligibility in an attractive design. The Ci6 has been acoustically optimized for pleasant clarity and openness. The special mounting system reduces installation time while providing ultimate flexibility. The Ci6 is ideal for applications in commercial venues such as cafés, clubs, department stores, conference rooms and hotels that require high fidelity in-fill sound. The cabinet houses a 6" mid-woofer and a 3/4" soft dome tweeter. The models in the Ci-series are supplied with all necessary brackets and are very easy to install.

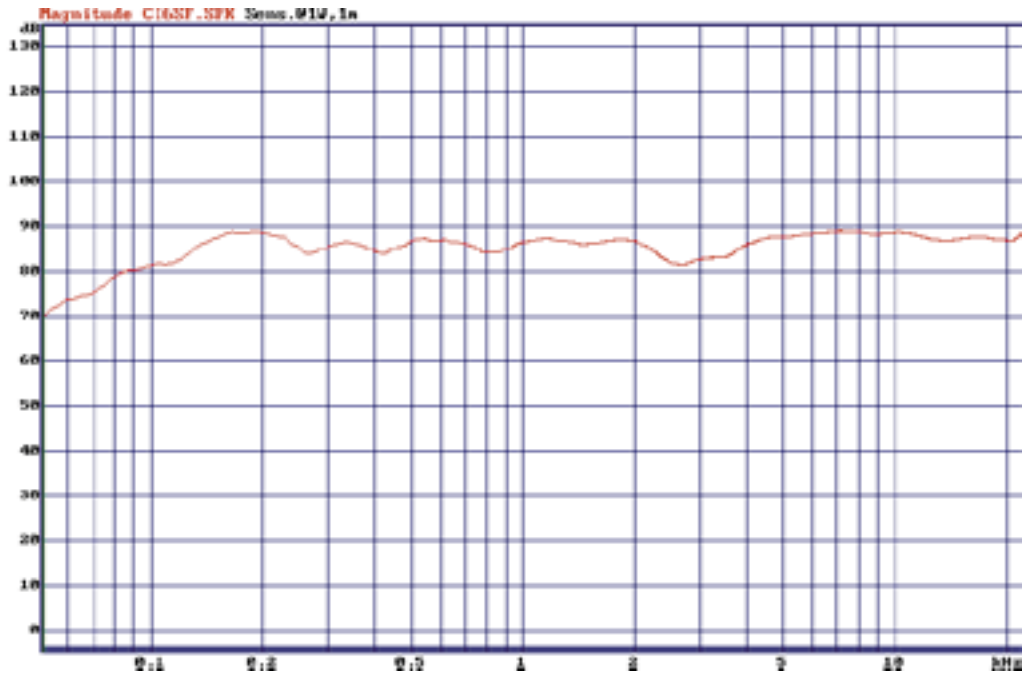
## ARCHITECTURAL SPECIFICATIONS

The loudspeaker system shall be a two-way reflex loaded top-box with an IEC268 power handling of 65 watt. The loudspeaker system shall have a sensitivity of 89 dB and a maximum output of 113 dB. The loudspeaker shall also have a 6.5" low/mid driver and a 3/4" soft dome tweeter. The speaker shall be constructed of ABS, be trapezoidal in shape with a 15 degree angle and shall be 27.5cm (10.83in), 20 cm (7.83in) wide and 16 cm (6.30in) deep with a weight of 2.7 kg (5.9 lbs). The loudspeaker system shall be the Mach Ci6.

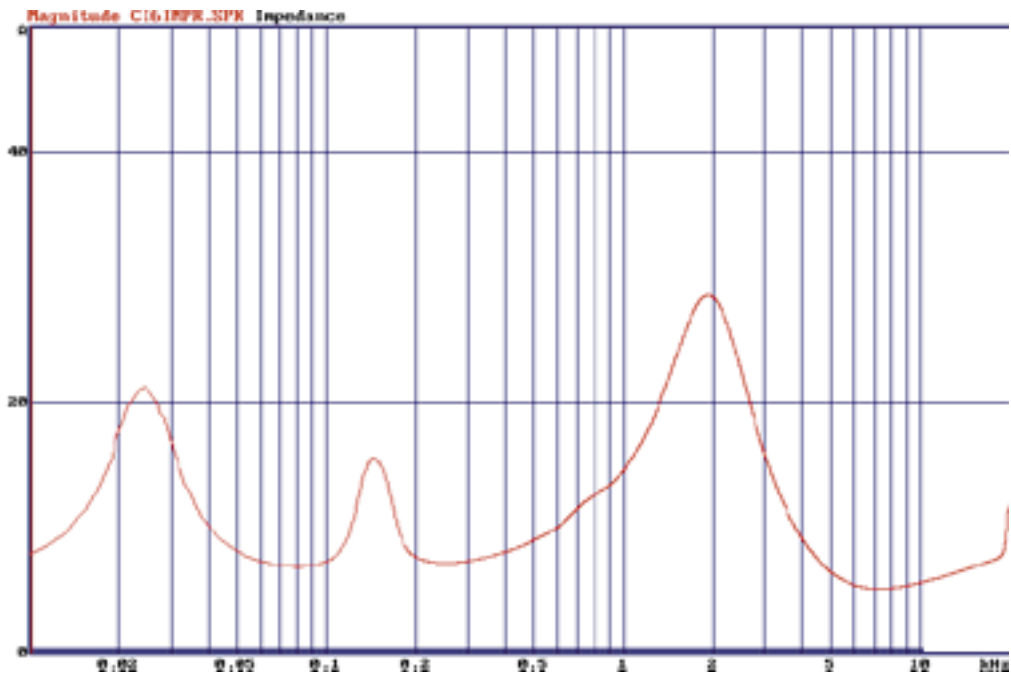
**NOTE:** Mach is continually working on research and production improvements, which can be introduced into existing products without notice. The products will always equal or exceed the original design specifications unless otherwise stated.

# MACH Ci6


## Frequency Response



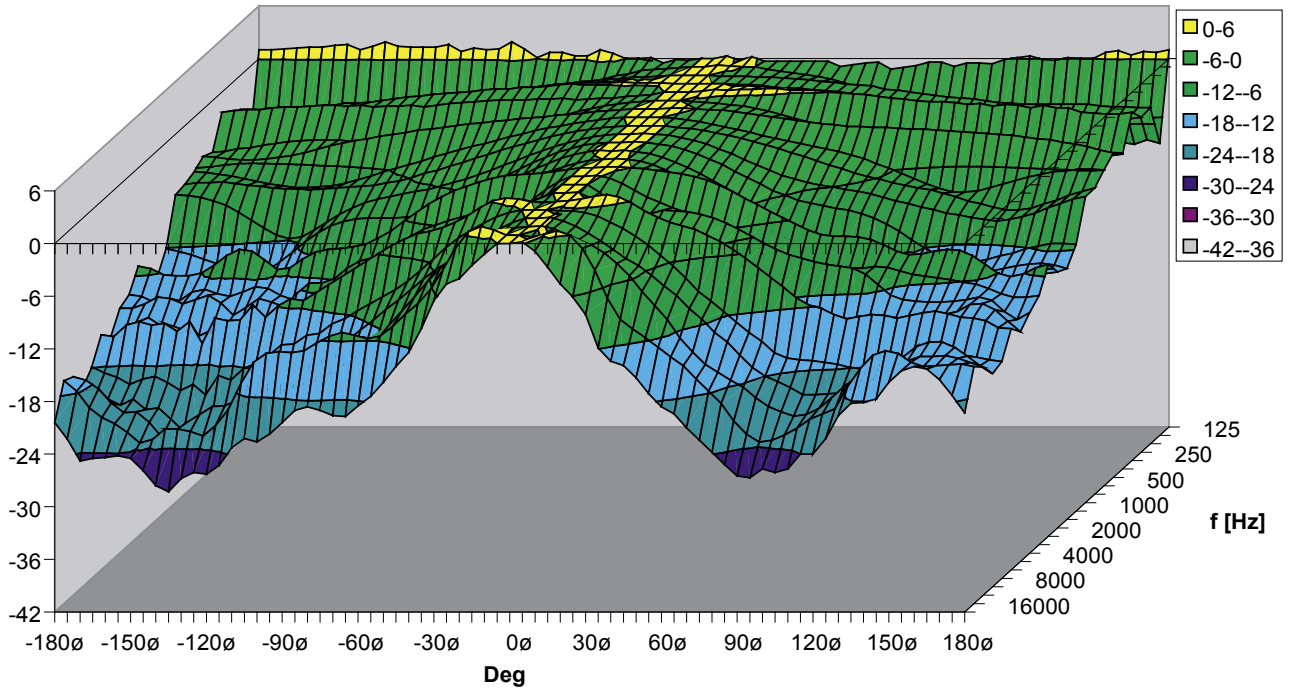
## Impedance Response



## Size and Shape

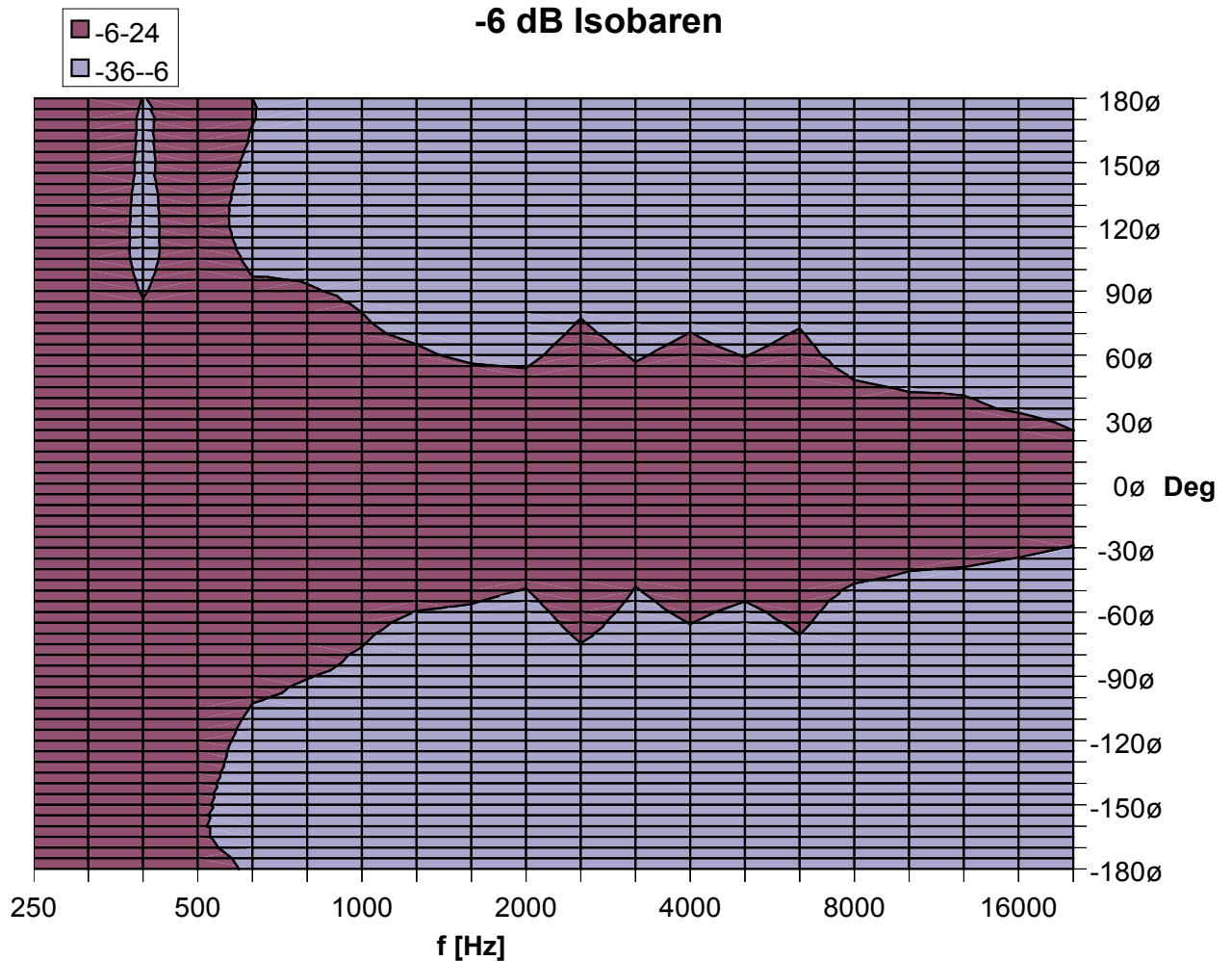


3D Directivity Plot

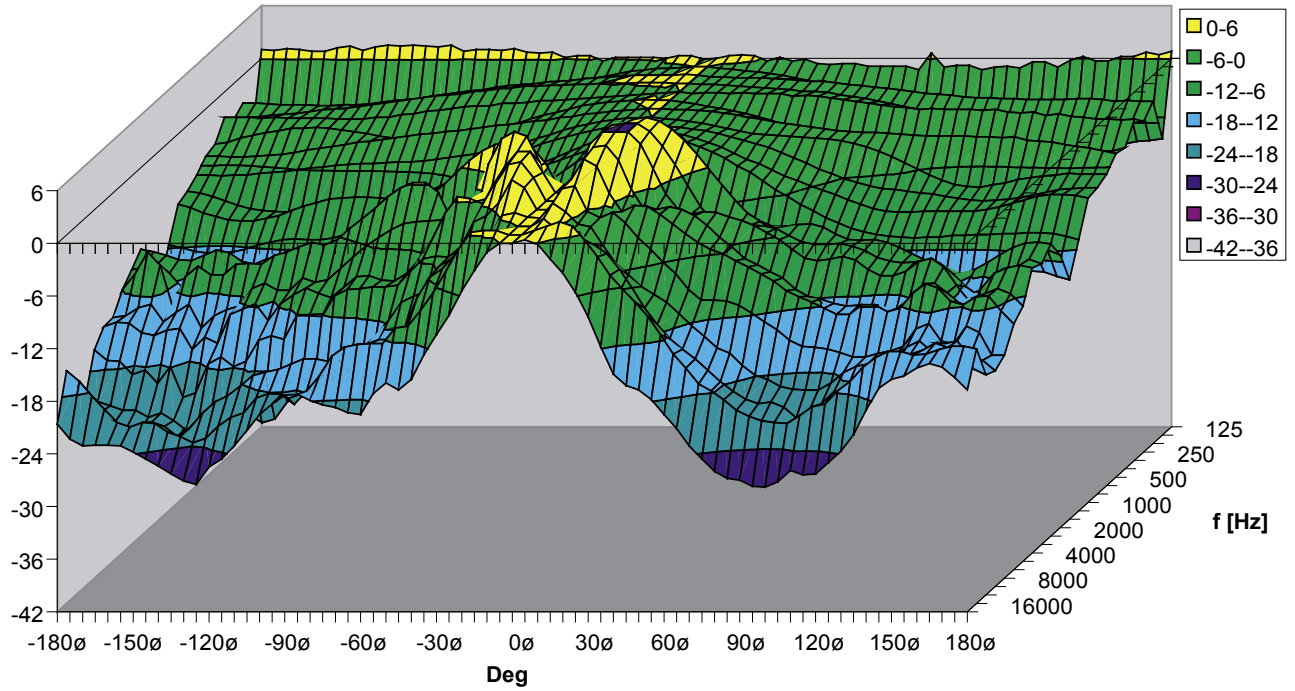


-6 dB Isobar Horizontal

-6 dB Isobaren



3D Directivity Plot



-6 dB Isobar Vertical

-6 dB Isobaren

