



## Template Guide

### URL Display Template Pack



## URL Template Pack

The URL Template Pack is used to display websites or web images full size rather than in an image area. There is also an option to zoom in on a part of the website. The URL Template Pack contains one Template Definition called URL\_Item, its name and properties are described below.

### URL\_Item

The URL\_Item displays a screenshot of a website or web based image file on screen in a 16x9 Aspect Ratio area. Note that the website takes up to 5 seconds to display the first time it is shown on screen so the Message may appear blank, this delay will not occur on subsequent viewings. The URL\_Item takes the screenshot of the website when the Onload event is executed. By default the URL will be refreshed at least once day although it may happen more regularly. If you require a faster refresh rate then you will need to use a Template which is designed to update at a faster rate. Contact AMX support to request a custom Template.

URL - Displays Snapshot of webpage



ZoomType - Choice of  
 Preserve Aspect  
 Stretch To Fit  
 View\_TopLeft  
 View\_TopCenter  
 View\_TopRight  
 View\_CenterLeft  
 View\_Center  
 View\_CenterRight  
 View\_BottomLeft  
 View\_BottomCenter  
 View\_BottomRight

Duration:15 Seconds

Property Name	Type	Details
URL	Text	<p>Link to website or image, e.g. <a href="http://www.amx.com">www.amx.com</a> or <a href="http://www.amx.com/assets/logosAndPhotos/MX-D-2000XL-PAN-hz-front-rt-comm.png">http://www.amx.com/assets/logosAndPhotos/MX-D-2000XL-PAN-hz-front-rt-comm.png</a></p> <p><b>Note</b> this feature is not designed for large or complex websites and has the following limitations:</p> <ul style="list-style-type: none"> <li>• Redirected URLs do not work. Use the URL that the redirecter points to instead.</li> <li>• The following plugins are not supported: WebGL, Flash (except version 7 or earlier), Silverlight</li> <li>• Pop-ups, and user dialog prompts will cause unexpected behaviour.</li> <li>• Plugins like PDF viewer are not supported</li> <li>• Similarly, VRML rendering and 3D windows such as X3DOM also not supported.</li> </ul>

		<ul style="list-style-type: none"> <li>This feature is only supported by Players running version 1.6.4 of the Player software or beyond. You can check the Player version using the Player web configuration tool or (in Composer v5.4 or later) by looking at the version column in the Player table in the Player Management &gt; Players section</li> </ul>
ZoomType	Selector	See table ZoomType Values below for the list of selectable values

### ZoomType Values

Zoom Type Setting	Details
PreserveAspect	Preserve website aspect ratio shrinks or expands the screenshot to fit the Template whilst preserving its aspect ratio (ratio of width to height)
StretchToFit	Stretch website screenshot to fit the whole template
View_TopLeft	View top left corner of website screenshot
View_TopCentre	View top center of website screenshot
View_TopRight	View top right corner of website screenshot
View_CenterLeft	View left of center of website screenshot
View_CenterRight	View center right of website screenshot
View_BottomLeft	View bottom left of website screenshot
View_BottomCenter	View center bottom of website screenshot
View_Bottom	View bottom of website screenshot

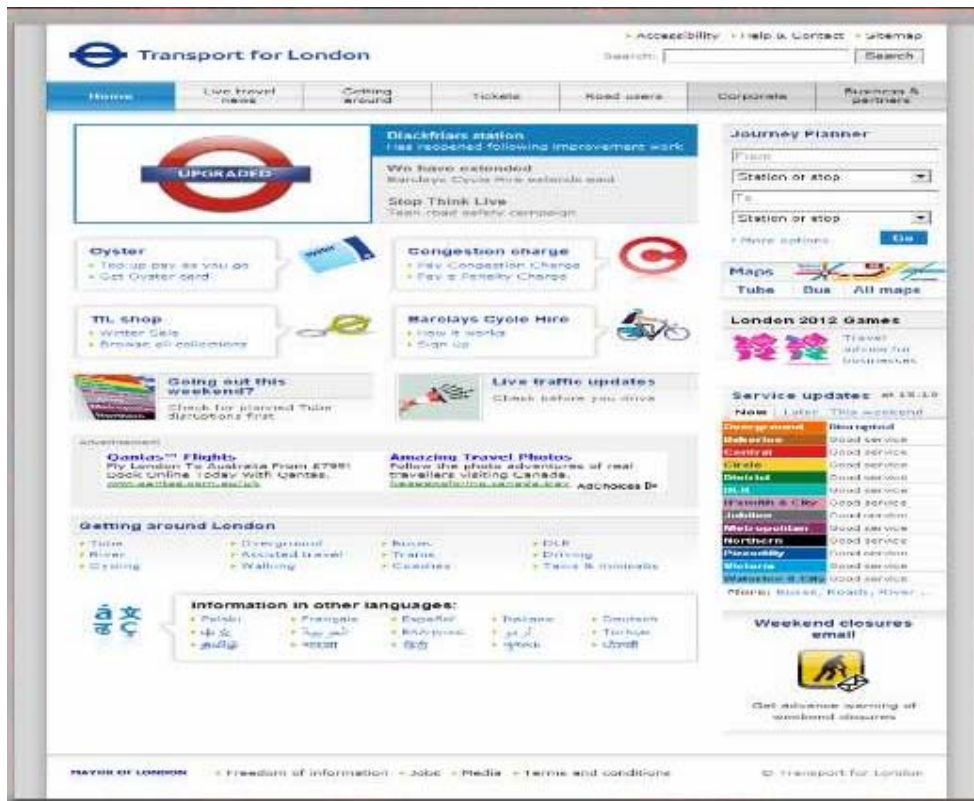


Figure 1 – Example website shown using PreserveAspectRatio

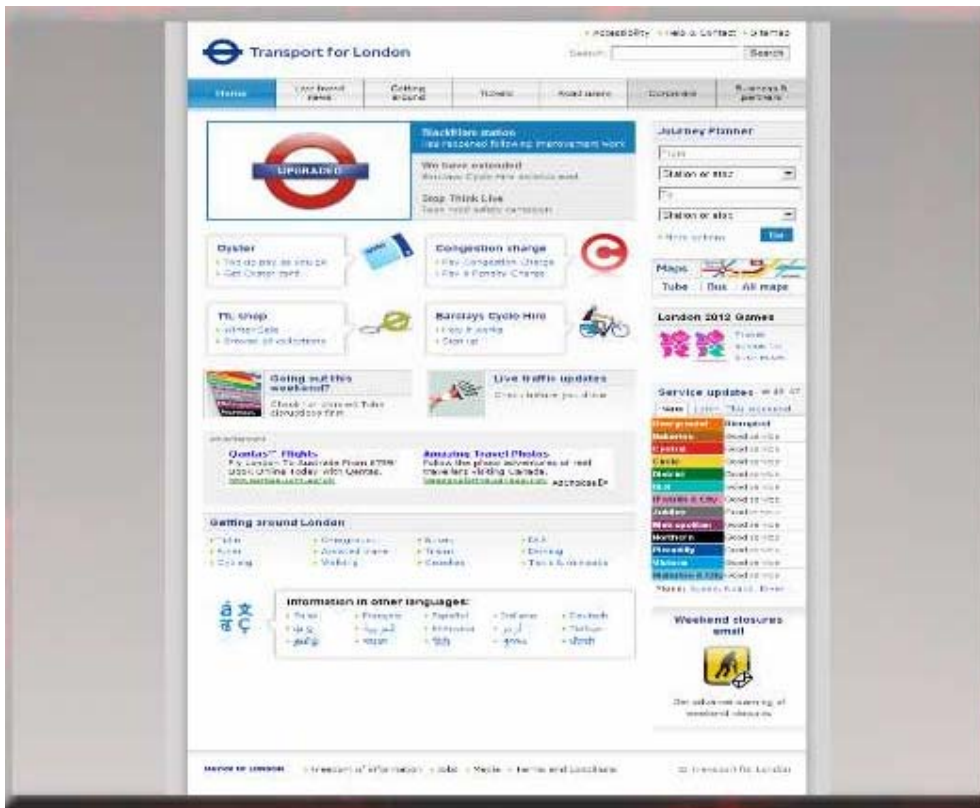


Figure 2 – Example website shown using StretchToFit

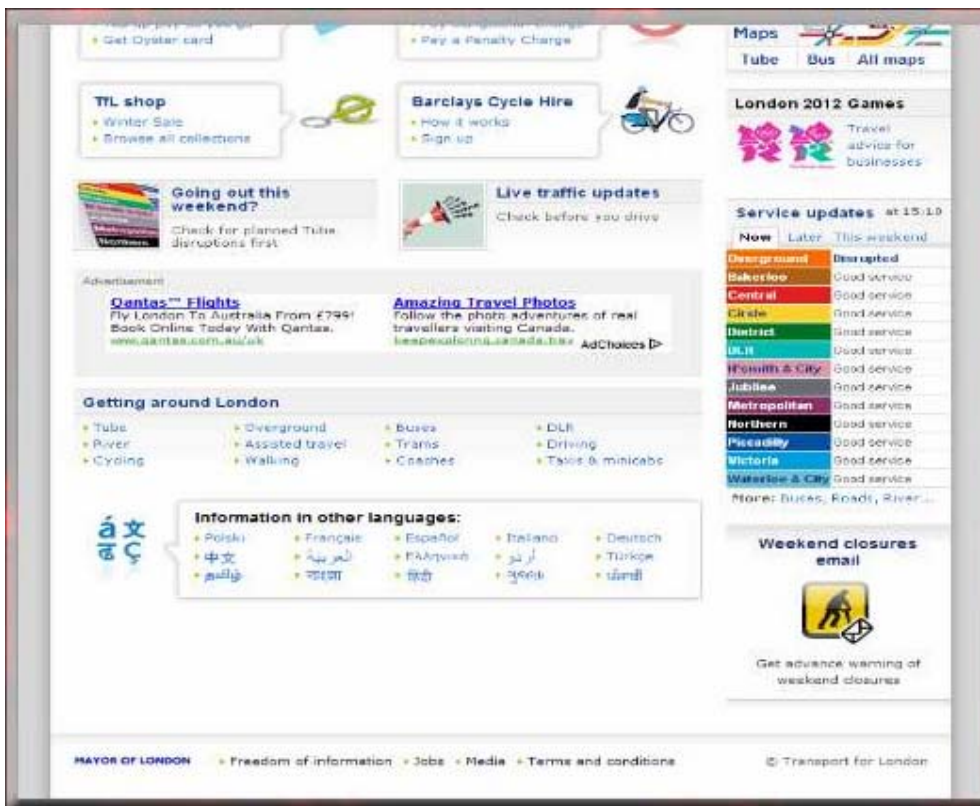


Figure 3 View\_BottomRight