

Features

- Future-Proof Modular Design – Features an assembly with the flexibility to change the modules to meet current and future needs
- Elegant and Unobtrusive – Flush-mount design installs cleanly into a lectern or table and the lid conveniently opens in both directions providing a sleek look
- No Electrician Required – HydraPort power modules can be connected directly to a wall or floor outlet eliminating the need for an electrician
- Control The Room – Add Metreau® or Novara® Keypad modules to control AV devices, lighting or shades as well as to initiate pre-programmed events
- Anodized Aluminum – These stylish, low profile connectivity ports have the same contemporary brushed aluminum enclosure as the higher-end office furniture manufacturers at the same price as most competitive painted metal models

Specifications

General	
Dimensions	<ul style="list-style-type: none"> •Max above mounting surface: 5/16" (7.3mm) with lid open, 1/8" (3mm) with lid closed •Max below mounting surface: 6 15/16" (175 mm) •Mounting surface footprint: 14 3/32" x 5 7/16" (358mm x 138mm) •Min. mounting surface thickness: 3/4" (19 mm) •Max mounting surface thickness: 2" (51 mm) •Table Cutout Dimensions: 13.54" x 4.84" (344mm x 123mm)
Weight	<p>2.8 lbs (1.3 Kg), base assembly only 4 lbs (1.8 Kg), typical installation</p>
Number of Modules Supported	<ul style="list-style-type: none"> •Module sizes are provided in "HydraPort units" Modules range in size from 1/2 to 4 1/2 HydraPort units •The HPX-1200 supports up to 12 total single-space modules
Available Models	<p>HPX-1200SL, Brushed Aluminum (FG560-03-SL) HPX-1200BL, Black Anodized (FG560-03-BL)</p>
Enclosure	<p>Black or Silver finish metal frame and lid with black plastic end caps.</p>
Regulatory Compliance	<p>UL 962A</p>
Recommended Accessories	<ul style="list-style-type: none"> •See HPX-1200 Compatible HydraPort Connection Modules on next page for a list of compatible modules •HPA-MYT-TX, MyTurn Source Selector Button (FG554-21) •HPA-MYT-RX, MyTurn Source Selector Receiver (FG554-23) •CBL-HDMI-FL2-16, HDMI 4K60 MyTurn-Ready Flat Cable, 16 ft (FG10-2192-16) •CBL-USB-FL2, USB MyTurn-Ready Flat Cable (FG10-2197-16) •CBL-DP-FL2, DisplayPort 4K60 MyTurn-Ready Flat Cable (FG10-2193-16) •CBL-MDP-FL2, Mini DisplayPort 4K60 MyTurn-Ready Flat Cable (FG10-2196-16) •CBL-ETH-FL2, Cat6 Ethernet Cable (FG10-2194-16) •CBL-RGB+A-FL2, RGB with Audio MyTurn-Ready Flat Cable (FG10-2195-16)

COMPATIBLE HYDRAPORT CONNECTION MODULES	
<p>HPX-AV102-HDMI-R (FG552-32) HDMI 4K60 Module with Retractable MyTurn-Ready Cable</p> 	<p>OVERVIEW The HydraPort HDMI 4K60 Module with Retractable Cable delivers digital video in resolutions up to 4K @60Hz. The compact, easy to install solution organizes and hides cables in virtually any type of conference table, including narrow tables, and those with glass inlay. With the addition of a clip-on MyTurn Source Selection Button, it is easy to instruct the system to switch to the selected input.</p> <p>FEATURES</p> <ul style="list-style-type: none"> • No Assembly, Adjustments or Terminations – Module installs quickly and easily with no special mounting • Flat, High-Speed HDMI cable – With support for resolutions up to 4K @60Hz, the cable ensures absolute best picture quality in a compact design <p>DIMENSIONS •1 1/2 HydraPort Units</p> <p>WEIGHT Approximately 1lb (0.46 Kg)</p> <p>INTEGRATED CABLE</p> <ul style="list-style-type: none"> •HDMI 4K60 Retractable Cable at 18 Gbps •Pullout Length: 5 ft (1.52m) •Pigtail: 5 ft (1.52m) •Pigtail Connector: HDMI Male •Data Rate: 18 Gbps •Resolution Support: up to 4096 x 2160 @60Hz •Deep Color Support: Yes •3D Format Support: Yes <p>FRONT PANEL COMPONENTS Pull-Out Connector: HDMI Male</p> <p>LONG-TERM RELIABILITY Tested to 10,000 pull and release cycles</p> <p>RECOMMENDED ACCESSORIES</p> <ul style="list-style-type: none"> •HPA-MYT-TX, MyTurn Source Selector Button (FG554-21) •HPA-MYT-RX, MyTurn Source Selector Receiver (FG554-23) •CBL-HDMI-FL2-16 HDMI 4K60 MyTurn-Ready Flat Cable (FG10-2192-16)
<p>HPX-AV102A-DP-R (FG552-38) DisplayPort 4K60 Module with Retractable MyTurn-Ready Cable</p>	<p>OVERVIEW The HydraPort DisplayPort Module with Retractable Cable delivers a compact solution that connects a DisplayPort output from a DisplayPort-enabled device such as a visiting laptop and passes HDMI to an HDMI input within the room integration, such as</p>



to an Enova DVX, Solecis SDX or DXLink Transmitter. This easy to install solution organizes and hides cables in virtually any type of conference table, including narrow tables and those with glass inlay. With the addition of a clip-on MyTurn Source Selection Button, it is easy to instruct the system to switch to the selected input.

FEATURES

- No Assembly, Adjustments or Terminations – Module installs quickly and easily with no special mounting
- Flat, High-Speed cable – With support for resolutions up to 4K @60Hz, the cable ensures absolute best picture quality in a compact design

DIMENSIONS

- 1 1/2 HydraPort Units

WEIGHT

Approximately 1lb (0.46 Kg)

INTEGRATED CABLE

- DisplayPort Retractable Cable at 18.0 Gbps with DisplayPort pigtail connector or convert to HDMI pigtail connector by utilizing the included DisplayPort to HDMI adapter accessory
- Pullout Length: 5 ft (1.52m)
- Pigtail: 5 ft (1.52m)
- Pigtail Connector: DisplayPort pigtail connector or convert to HDMI pigtail connector by utilizing the included DisplayPort to HDMI adapter accessory
- Resolution Support: 4096x2160 @60 Hz
- Deep Color Support: Yes
- 3D Format Support: Yes

FRONT PANEL COMPONENTS

Pull-Out Connector: DisplayPort Male

LONG-TERM RELIABILITY

Tested to 10,000 pull and release cycles

RECOMMENDED ACCESSORIES

- HPA-MYT-TX, MyTurn Source Selector Button (FG554-21)
- HPA-MYT-RX, MyTurn Source Selector Receiver (FG554-23)
- CBL-DP-FL2, DisplayPort 4K60 MyTurn-Ready Flat Cable (FG10-2193-16)
- CBL-HDMI-FL2-16, HDMI 4K60 MyTurn-Ready Flat Cable, 16 ft (FG10-2192-16)

HPX-N102-ETH-R (FG552-34)
Cat6 Ethernet Module with Retractable Cable

OVERVIEW

The HydraPort Category 6 Ethernet Module with Retractable Cable delivers a compact, easy to install solution that organizes and hides cables in virtually any type of conference table, including narrow tables and those with glass inlay.



FEATURES

- No Assembly, Adjustments or Terminations – Module installs quickly and easily with no special mounting

DIMENSIONS

- 1 1/2 HydraPort Units

WEIGHT

Approximately 1lb (0.46 Kg)

INTEGRATED CABLE

- Ethernet Cat6 Retractable Cable
- Pullout Length: 5 ft (1.52m)
- Pigtail: 5 ft (1.52m)
- Pigtail Connector: RJ-45 Male
- Data Rate: 1000Base-T (Gigabit Ethernet)

FRONT PANEL COMPONENTS

Pull-Out Connector: RJ-45 Male

LONG-TERM RELIABILITY

Tested to 10,000 pull and release cycles

RECOMMENDED ACCESSORIES

- CBL-ETH-FL2, Cat6 Ethernet Flat Cable (FG10-2194-16)

HPX-AV103-RGB+A-R (FG552-35)
RGB with Stereo Module with Retractable MyTurn-Ready Cable



OVERVIEW

The HydraPort RGB with Stereo Module with Retractable Cable delivers a compact, easy to install solution that organizes and hides cables in virtually any type of conference table, including narrow tables and those with glass inlay. With the addition of a clip-on MyTurn Source Selection Button, it is easy to instruct the system to switch to the selected input.

DIMENSIONS

- 1 1/2 HydraPort Units

WEIGHT

Approximately 1lb (0.46 Kg)

INTEGRATED CABLE

- RGB with Stereo
- Pullout Length: 5 ft (1.52m)
- Pigtail: 5 ft (1.52m)
- Pigtail Connector: 15-pin HD male and 3.5 mm stereo male
- Resolution Support: Up to 1600 x 1200 @60Hz
- Pixel Clock: 162 MHz

FRONT PANEL COMPONENTS

15-pin HD male and 3.5 mm stereo male





LONG-TERM RELIABILITY

Tested to 10,000 pull and release cycles


RECOMMENDED ACCESSORIES



	<ul style="list-style-type: none"> •HPA-MYT-TX, MyTurn Source Selector Button (FG554-21) •HPA-MYT-RX, MyTurn Source Selector Receiver (FG554-23) •CBL-RGB+A-FL2, RGB with Audio MyTurn-Ready Flat Cable (FG10-2195-16)
<p>HPX-AV102A-MDP-R (FG552-39) Mini DisplayPort 4K60 Module with Retractable MyTurn-Ready Cable</p> 	<p>OVERVIEW The HydraPort Mini DisplayPort Module with Retractable Cable connects a Mini DisplayPort output from a device such as a visiting laptop and passes HDMI to an HDMI input within the room controller / switcher, such as an Enova DVX, DGX or DXLink Transmitter. The easy to install solution organizes and hides cables in virtually any type of conference table, including narrow tables and those with glass inlay. With the addition of a clip-on My Turn Source Selection Button, it is easy to instruct the system to switch to the selected input.</p> <p>FEATURES</p> <ul style="list-style-type: none"> • No Assembly, Adjustments or Terminations – Module installs quickly and easily with no special mounting <p>DIMENSIONS</p> <ul style="list-style-type: none"> •1 1/2 HydraPort Units <p>WEIGHT Approximately 1lb (0.46 Kg)</p> <p>INTEGRATED CABLE</p> <ul style="list-style-type: none"> •DisplayPort Retractable Cable at 18.0 Gbps with DisplayPort pigtail connector or convert to HDMI pigtail connector by utilizing the included DisplayPort to HDMI adapter accessory •Pullout Length: 5 ft (1.52m) •Pigtail: 5 ft (1.52m)'' •Pigtail Connector: DisplayPort pigtail connector or convert to HDMI pigtail connector by utilizing the included DisplayPort to HDMI adapter accessory •Resolution Support: 4096x2160 @60 Hz •Deep Color Support: Yes •3D Format Support: Yes <p>FRONT PANEL COMPONENTS Pull-Out Connector: Mini DisplayPort</p> <p>LONG-TERM RELIABILITY Tested to 10,000 pull and release cycles</p> <p>RECOMMENDED ACCESSORIES</p> <ul style="list-style-type: none"> •HPA-MYT-TX MyTurn Source Selector Button (FG554-21) •HPA-MYT-RX MyTurn Source Selector Receiver (FG554-23) •CBL-MDP-FL2, Mini DisplayPort 4K60 MyTurn-Ready Flat Cable (FG10-2196-16)

	<ul style="list-style-type: none"> •CBL-HDMI-FL2-16, HDMI 4K60 MyTurn-Ready Flat Cable, 16 ft (FG10-2192-16)
<p>HPX-AV102-USB-R (FG552-37) USB 3.0 Module with Retractable MyTurn-Ready Cable</p> 	<p>OVERVIEW The HydraPort 3.0 Module with Retractable Cable allows you to connect your laptop to devices in the room such as a Sereno Web Camera or an Alero Web Conferencing Mixer. You can also connect through a rack-mounted USB 3.0 dock to connect to the display, Ethernet, cameras, mics, and more via a single USB 3.0 cable. The compact, easy to install solution organizes and hides cables in virtually any type of conference table, including narrow tables and those with glass inlay. With the addition of a clip-on My MyTurn Source Selection Button, it is easy to instruct the system to switch to the selected input.</p> <p>FEATURES</p> <ul style="list-style-type: none"> • No Assembly, Adjustments or Terminations – Module installs quickly and easily with no special mounting <p>DIMENSIONS •1 1/2 HydraPort Units</p> <p>WEIGHT Approximately 1lb (0.46 Kg)</p> <p>INTEGRATED CABLE</p> <ul style="list-style-type: none"> •Universal Serial Bus (USB) 3.0 Retractable Cable •Pullout Length: 5 ft (1.52m) •Pigtail: 5 ft (1.52m) •Pigtail Connector: USB Type A Male (use included adapters to change to a USB Type A female or USB Type B male connection) •Data Rate: 5 Gbps <p>FRONT PANEL COMPONENTS Pull-Out Connector: USB Type A Male</p> <p>LONG-TERM RELIABILITY Tested to 10,000 pull and release cycles</p> <p>RECOMMENDED ACCESSORIES</p> <ul style="list-style-type: none"> •CBL-USB-FL2 USB MyTurn-Ready Flat Cable (FG10-2197-16) •HPA-MYT-TX MyTurn Source Selector Button (FG554-21) •HPA-MYT-RX MyTurn Source Selector Receiver (FG554-23)
<p>HPX-N100-SRJ45 (FG536-03) Single Shielded Cat6 Ethernet Module</p> 	<p>OVERVIEW The HPX-N100-SRJ45 module provides one Shielded Cat6 RJ-45 connection to a HydraPort 600, 900 or 1200. Due to the extended depth of this module it is not recommended for use with the HPX-1600.</p> <p>DIMENSIONS 1 HydraPort Unit</p>

	<p>FRONT PANEL COMPONENTS (1) Shielded RJ-45 connector</p> <p>REAR PANEL COMPONENTS (1) 8-position shielded punch-down block with shield termination</p>
<p>HPX-N102-SRJ45 (FG563-04) Dual Shielded Cat6 Ethernet Module</p> 	<p>OVERVIEW The HPX-N102-SRJ45 module provides two Shielded Cat6 RJ-45 connections to the HydraPort 600, 900 or 1200. Due to the extended depth of this module it is not recommended for use with the HPX-1600.</p> <p>DIMENSIONS 1 HydraPort Unit</p> <p>FRONT PANEL COMPONENTS (2) Shielded RJ-45 connectors</p> <p>REAR PANEL COMPONENTS (2) 8-position shielded punch-down blocks with shield termination</p>
<p>HPX-N100-RJ45 (FG553-01) Single Cat6 Ethernet Module</p> 	<p>OVERVIEW The HPX-N100-RJ45 module provides a single Cat6 RJ-45 connection to the HydraPort chassis.</p> <p>DIMENSIONS 1 HydraPort Unit</p> <p>FRONT PANEL COMPONENTS 1 RJ-45 connector</p> <p>REAR PANEL COMPONENTS 8-position punch-down block</p>
<p>HPX-N102-RJ45 (FG553-02) Dual Cat6 Ethernet Module</p> 	<p>OVERVIEW The HPX-N102-RJ45 module provides two Cat6 RJ-45 connections to the HydraPort chassis.</p> <p>DIMENSIONS 1 HydraPort Unit</p> <p>FRONT PANEL COMPONENTS 2 RJ-45 connectors</p> <p>REAR PANEL COMPONENTS 2 8-position punch-down blocks</p>
<p>HPX-N100-USB (FG553-11) Single USB Module with Integrated Cable</p> 	<p>OVERVIEW The HPX-N100-USB module provides a single USB 2.0 connection to the HydraPort chassis</p> <p>DIMENSIONS 1 HydraPort Unit</p> <p>FRONT PANEL COMPONENTS Female USB 2.0 Type A connector</p> <p>REAR PANEL COMPONENTS</p>

<p>HPX-N102-USB (FG553-12) Dual USB Module with Printed USB Symbol</p> 	<p>6' 6 3/4" (2 m) Cable to male USB 2.0 Type A connector</p> <p>OVERVIEW The HPX-N102-USB module provides a dual USB 2.0 connection to the HydraPort chassis.</p> <p>DIMENSIONS 1 HydraPort Unit</p> <p>WEIGHT .35 lbs (.16 Kg)</p> <p>FRONT PANEL COMPONENTS (2) Type A USB 2.0 Sync Ports female</p> <p>REAR PANEL COMPONENTS (2) 6' (1.83 m) USB 2.0 cable</p>
<p>HPX-N102-USB-PC (FG553-13) Dual USB Power Module with Printed Charging Symbol</p> 	<p>OVERVIEW The HPX-N102-USB-PC module provides a dual USB connection with charging capability to the HydraPort chassis. The power symbol on the module makes it easy for anyone to identify that power is provided. HPX-N102-USB-PC includes a PSU2.1 USB power supply and four power adapters to accommodate various wall outlet types.</p> <p>DIMENSIONS 1 HydraPort Unit</p> <p>WEIGHT .35 lbs (0.16 Kg)</p> <p>FRONT PANEL COMPONENTS USB Ports: (2) Type A USB Ports</p> <p>INTEGRATED CABLES USB Cables: (2) USB cables 6' (1.83 m) - connect the module to the USB Ports on the PSU2.1 USB Power Supply</p> <p>INCLUDED ACCESSORIES PSU2.1 USB Power Supply (FG423-25)</p> <p>SPECIFICATIONS FOR PSU2.1 POWER SUPPLY (INCLUDED WITH HPX-N102-USB-PC-MODULE) DIMENSIONS (HWD) 1.26" x 2.17" x 3.15" (3.2 cm x 5.5 cm x 8 cm)</p> <p>WEIGHT .25 lbs (93.3 g)</p> <p>CONNECTORS AND INDICATORS (2) USB Ports/LEDs</p> <ul style="list-style-type: none"> •2 Charging Ports provide 2.1A USB charging (max per port) •4.2 A total is provided across both ports •Blue LEDs on each USB port light to indicate that power is available

	<p>INCLUDED ACCESSORIES (4) Power Plug Adapters: •NEMA 1-15 (for North America) •BS 1363 (for UK and Ireland) •CEE 7/16 Europlug (for most European countries) •AS/NZS 3112 (for Australia and New Zealand)</p>
<p>HPX-U100-2BTN (FG554-02) HydraPort 2-Button Keypad Module</p> 	<p>OVERVIEW The HPX-U100-2BTN HydraPort 2-Button Keypad Module with LEDs is a HydraPort module with two buttons that enable users to switch to a specific device when pressed. The buttons are color coded and numbered to match similarly colored / numbered tags that clip onto the end of the cable where it plugs into the device, making it easy to identify which button selects which device. The buttons become illuminated when a specific device is active, making it easy to determine which device's content is being shown on the display at any given time.</p> <p>Each HPX-U100-2BTN includes 2 buttons and takes only 1 HydraPort unit. Multiple modules can be stacked to accommodate a large number of devices. Each module comes with a set of colored button labels and matching tags.</p> <p>COMMON APPLICATIONS</p> <ul style="list-style-type: none"> • This solution is perfect for any meeting space or classroom where people view content from multiple devices by switching between them • Optimal for active learning environments where multiple students are connected simultaneously <p>FEATURES</p> <ul style="list-style-type: none"> • Switch at the HydraPort – Just press a button in the HydraPort module to immediately switch to a specific device and show its content on the display • Simple Button Layout on HydraPort Module – Optional accessory (FG554-08) with colored buttons inserts and matching cable bands with matching tags that snap onto the end of each device's cable connector, making it easy to select and switch to any connected device • Stack Multiple Modules – Install as many HydraPort modules as you need to accommodate a large number of devices. Each module takes up only 1 HydraPort Unit and contains 2 buttons <p>DIMENSIONS 1 HydraPort Unit</p> <p>POWER Accepts +12 VDC nominal voltage Supports an input voltage range of 8 - 18 V</p>

	<p>Must be used in conjunction with a compatible AMX device that can power the LEDs, including:</p> <ul style="list-style-type: none"> •Solecis using the LED Control Connection port (“LED”) for power •NX Master or DVX using the GND from the I/O Port connector <p>FRONT PANEL COMPONENTS Two Button LED inputs buttons with LED back-light Must be used in conjunction with a compatible AMX device that can sense the contact closure of the button being pressed, including:</p> <ul style="list-style-type: none"> •Solecis using the External Button/switch (“SW”) input for contact closure •NX Master or DVX using the I/O Channels from the I/O Port connector <p>REAR PANEL COMPONENTS 5-position Phoenix screw-terminal connector for LED, contact closure (for button press), and power</p> <p>RECOMMENDED ACCESSORIES HPX-2BTN-8ACC, Accessory Kit, HydraPort Cables and 2-BTN keypads (FG554-08)</p>
<p>HPX-U100-BTN (FG554-01) Single Button Module with LED</p> 	<p>OVERVIEW The HPX-U100-BTN module provides discrete button control to the HydraPort chassis.</p> <p>DIMENSIONS 1 HydraPort Unit</p> <p>FRONT PANEL COMPONENTS Single push-button with LED back-light Button LED inputs accept +12 VDC nominal voltage, and support an input voltage range of 8-18 V</p> <p>REAR PANEL COMPONENTS 2-position Phoenix screw-terminal connector for LED 2-position Phoenix screw-terminal connector for push button closure</p>
<p>HPX-U400-R-MET-6NE (FG565-11-BL) Metreau 6-Button Ethernet Keypad Ramp Kit</p> 	<p>OVERVIEW The HPX-U400-R-MET-6NE module is a Metreau 6-Button Ethernet Keypad in a ramped carrier that allows it to be installed into the HydraPort chassis at an angle to improve usability.</p> <p>COMMON APPLICATION Ideal for boardrooms, conference rooms, meeting rooms or auditoriums where equipment is permanently installed in the room and users must connect to that equipment from a conference table or lectern.</p> <p>FEATURES</p> <ul style="list-style-type: none"> • Connects via Standard Protocols (Ethernet) – Simplifies cabling and installation by minimizing cable runs

	<ul style="list-style-type: none"> • Blue LEDs Glow to Indicate Button Selection – Improves usability by confirming the user's selection • Unrivaled Simplicity – Includes navigation wheel for simplified control <p>DIMENSIONS (HWD) 4 HydraPort Units</p> <p>POWER</p> <ul style="list-style-type: none"> •PoE: PoE (Power over Ethernet), 802.3af, class 0 •Power Connector: (1) RJ-45 Ethernet Connector, 10/100 <p>POWER SUPPLY External, Required: POE injector or switch, conforming to the 802.3af standard including AMX's PS-POE-AF-TC (FG423-83), not included</p> <p>ETHERNET Ethernet Connection: (1) RJ-45 Ethernet Connector, 10/100</p> <p>ENVIRONMENTAL</p> <ul style="list-style-type: none"> •Temperature (Operating): 32° to 104° F (0° to 40° C) •Humidity (Relative): 5% to 85%, non-condensing •Note: Intended for indoor use only <p>FRONT PANEL COMPONENTS</p> <ul style="list-style-type: none"> •Pushbuttons available in a variety of field replaceable pre-printed buttons •Blue LEDs indicate activity •Navigation wheel •Light-level feedback •Sensor, 38 kHz only; supports standard AMX IR <p>REAR PANEL COMPONENTS</p> <ul style="list-style-type: none"> •(1) RJ-45 Ethernet Connector, 10/100 •(2) 8-pin, 0.100" (2.54 mm) IDC-type male header <p>RECOMMENDED ACCESSORIES</p> <ul style="list-style-type: none"> •PS-POE-AF-TC, PoE Injector, 802.3AF Compliant (FG423-83) •NXA-ENET8-2POE, Gigabit PoE Ethernet Switch, (FG2178-63) •CBL-ETH-FL2, Cat6 Ethernet Cable (FG10-2194-16)
<p>HPX-U400-R-MET-7E (FG565-13-BL) Metreau 7-Button Ethernet Keypad Ramp Kit</p>	<p>OVERVIEW The HPX-U400-R-MET-7E module is a Metreau 7-Button Ethernet Keypad in a ramped carrier that allows it to be installed into the HydraPort chassis at an angle to improve usability.</p> <p>COMMON APPLICATION Ideal for boardrooms, conference rooms, meeting rooms or auditoriums where equipment is permanently installed in the room and users must</p>



connect to that equipment from a conference table or lectern.

FEATURES

- Connects via Standard Protocols (Ethernet) – Simplifies cabling and installation by minimizing cable runs
- Standard Configuration – Standard buttons include 1-9, 0, ENTER, SAVE, and +/-
- Blue LEDs Glow to Indicate Button Selection – Improves usability by confirming the user's selection
- Bottom Button Can Act as Single or Two Buttons – Provides added flexibility to the configuration

DIMENSIONS (HWD)

4 HydraPort Units

POWER

- PoE: PoE (Power over Ethernet), 802.3af, class 0
- Power Connector: (1) RJ-45 Ethernet Connector, 10/100

POWER SUPPLY

External, Required: POE injector or switch, conforming to the 802.3af standard including AMX's PS-POE-AF-TC (FG423-83), not included

ETHERNET

Ethernet Connection: (1) RJ-45 Ethernet Connector, 10/100

ENVIRONMENTAL

- Temperature (Operating): 32° to 104° F (0° to 40° C)
- Humidity (Relative): 5% to 85%, non-condensing
- Note: Intended for indoor use only

FRONT PANEL COMPONENTS

- Pushbuttons available in a variety of field replaceable pre-printed buttons
- Blue LEDs indicate activity

REAR PANEL COMPONENTS

- (1) RJ-45 Ethernet Connector, 10/100
- (2) 8-pin, 0.100" (2.54 mm) IDC-type male header

RECOMMENDED ACCESSORIES

- PS-POE-AF-TC, PoE Injector, 802.3AF Compliant (FG423-83)
- NXA-ENET8-2POE, Gigabit PoE Ethernet Switch, (FG2178-63)
- CBL-ETH-FL2, Cat6 Ethernet Cable (FG10-2194-16)

HPX-U400-R-MET-13E (FG565-12-BL)
Metreau 13-Button Ethernet Keypad Ramp Kit

OVERVIEW

The HPX-U400-R-MET-13E module is a Metreau 13-Button Ethernet Keypad in a ramped carrier that allows it to be installed into the HydraPort chassis at an angle to improve usability.



COMMON APPLICATION

Ideal for boardrooms, conference rooms, meeting rooms or auditoriums where equipment is permanently installed in the room and users must connect to that equipment from a conference table or lectern.

FEATURES

- Connects via Standard Protocols (Ethernet) – Simplifies cabling and installation by minimizing cable runs
- Standard Configuration – Standard buttons include 1-9, 0, ENTER, SAVE, and +/-
- Blue LEDs Glow to Indicate Button Selection – Improves usability by confirming the user's selection
- Bottom Button Can Act as Single or Two Buttons – Provides added flexibility to the configuration

DIMENSIONS (HWD)

4 HydraPort Units

POWER

- PoE: PoE (Power over Ethernet), 802.3af, class 0
- Power Connector: (1) RJ-45 Ethernet Connector, 10/100

POWER SUPPLY

External, Required: POE injector or switch, conforming to the 802.3af standard including AMX's PS-POE-AF-TC (FG423-83), not included

ETHERNET

Ethernet Connection: (1) RJ-45 Ethernet Connector, 10/100

ENVIRONMENTAL

- Temperature (Operating): 32° to 104° F (0° to 40° C)
- Humidity (Relative): 5% to 85%, non-condensing
- Note: Intended for indoor use only

FRONT PANEL COMPONENTS

- Pushbuttons available in a variety of field replaceable pre-printed buttons
- Blue LEDs indicate activity

REAR PANEL COMPONENTS

- (1) RJ-45 Ethernet Connector, 10/100
- (2) 8-pin, 0.100" (2.54 mm) IDC-type male header

RECOMMENDED ACCESSORIES

- PS-POE-AF-TC, PoE Injector, 802.3AF Compliant (FG423-83)
- NXA-ENET8-2POE, Gigabit PoE Ethernet Switch, (FG2178-63)
- CBL-ETH-FL2, Cat6 Ethernet Cable (FG10-2194-16)

HPX-U400-R-MET-6N (FG564-11-BL)
Metreau 6-Button Keypad Ramp Mount Kit



OVERVIEW

The HPX-U400-R-MET-6N module is a Metreau 6-Button Keypad in a ramped carrier that allows it to be installed into the HydraPort chassis.

FEATURES

- Includes navigation wheel for simplified control
- Blue LEDs light up when buttons are pressed
- Conveniently matches the styling of the NI-3101-SIG Controller

DIMENSIONS

4 HydraPort Units

FRONT PANEL COMPONENTS

Pushbuttons – 6 tactile pushbuttons with blue LED indicators that illuminate when pressed to confirm the source/function was selected and that it is currently being used. These pre-printed buttons are field-replaceable

IR Sensor – Supports standard AMX IR (38 kHz only)

LED Levels Indicator - set of 7 blue LEDs provide level feedback

Navigation Wheel – consists of 5 pushbuttons: 4 directional pushbuttons (up, down, right, left), 1 center pushbutton, and bi-directional rotating wheel for channel adjustments

REAR PANEL COMPONENTS

DIP switch – 8 position mini DIP switch used to set the device address for the keypad on the AxLink Bus (1-255)

AxLink connector - 4 pin 3.5mm Phoenix connector for AxLink connection to the NetLinx Master

HPX-U400-R-MET-7 (FG564-13-BL)
Metreau 7-Button Keypad Ramp Mount Kit



OVERVIEW

The HPX-U400-R-MET-7 module is a Metreau 7-Button Keypad in a ramped carrier that allows it to be installed into the HydraPort® chassis.


FEATURES

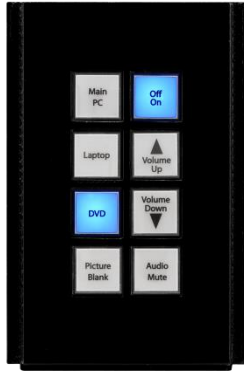
- AxLink connectivity to NetLinx master
Standard buttons include TUNER, DVD, LIGHTS, FAN, BLINDS, DISPLAY, and +/-
- Blue LEDs glow to indicate button selection
- Conveniently matches NI-3101-SIG Controller
- Bottom button can act as a single button or as two buttons

DIMENSIONS

4 HydraPort Units

FRONT PANEL COMPONENTS

	<p>7 tactile pushbuttons with blue LED indicators that illuminate when pressed to confirm the source/function was selected and that it is currently being used. These pre-printed buttons are field-replaceable. The bottom button functions as 2 buttons - there are 2 positions (left and right) that allow the user to control channel/levels (up/down).</p> <p>Blue LEDs indicate activity</p> <p>REAR PANEL COMPONENTS DIP switch - 8 position mini DIP switch used to set the device address for the keypad on the AxLink Bus</p> <p>AxLink connector - Wiring - 4-pin 3.5mm Phoenix AxLink connector</p>
<p>HPX-U400-R-MET-13 (FG564-12-BL) Metreau 13-Button Keypad Ramp Mount Kit</p> 	<p>OVERVIEW The HPX-U400-MET-13 module is a Metreau 13-Button keypad in a carrier that allows it to be installed into the HydraPort chassis.</p> <p>FEATURES</p> <ul style="list-style-type: none"> • AxLink connectivity to NetLinx master • Standard buttons include 1-9, 0, ENTER, SAVE, and +/- • Blue LEDs glow to indicate button selection • Conveniently matches the NI-3101-SIG Controller • Bottom button can act as a single button or as two buttons <p>DIMENSIONS 4 HydraPort Units</p> <p>FRONT PANEL COMPONENTS 13 tactile pushbuttons with blue LED indicators that illuminate when pressed to confirm the source/function was selected and that it is currently being used (12 single-width, 1 double-width). These pre-printed buttons are field-replaceable. The bottom button functions as 2 buttons - there are 2 positions (left and right) that allow the user to control channels (up/down).</p> <p>Blue LEDs indicate activity</p> <p>REAR PANEL COMPONENTS DIP switch - 8 position mini DIP switch used to set the device address for the keypad on the AxLink Bus</p> <p>AxLink connector - Wiring - 4-pin 3.5mm Phoenix AxLink connector</p>
<p>HPX-U400-SP-08-E (FG555-51-BL) Novara 8-Button Ethernet Keypad Flat Kit</p>	<p>OVERVIEW The HPX-U400-SP-08-E module is a Novara 8-Button Ethernet Keypad in a carrier that allows it to be installed into the HydraPort chassis.</p>



COMMON APPLICATION

Ideal for boardrooms, conference rooms, meeting rooms or auditoriums where equipment is permanently installed in the room and users must connect to that equipment from a conference table or lectern.

FEATURES

- 8-button panel layout
- Blue, backlit buttons with controllable feedback
- Includes acetate sheet with 50 pre-cut button label inserts for easy, cost effective labeling

DIMENSIONS (HWD)

4 HydraPort Units

POWER

- PoE: PoE (Power over Ethernet), 802.3af, class 0
- Power Connector: (1) RJ-45 Ethernet Connector, 10/100

REGULATORY COMPLIANCE

IEC 60950, FCC/CE, RoHS compliant

FRONT PANEL COMPONENTS

Button Layout: 8 buttons; blue, backlit buttons with controllable feedback

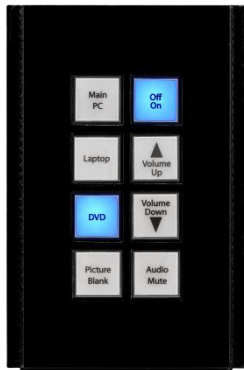
REAR PANEL COMPONENTS

Ethernet: RJ-45 Ethernet Connector, 10/100

RECOMMENDED ACCESSORIES

- PS-POE-AF-TC, PoE Injector, 802.3AF Compliant (FG423-83)
- NXA-ENET8-2POE, Gigabit PoE Ethernet Switch, (FG2178-63)
- CBL-ETH-FL2, Cat6 Ethernet Cable (FG10-2194-16)

HPX-U400-SP-08-AX (FG554-51-BL)
Novara 8-Button Keypad with AxLink (US) Module



OVERVIEW

The HPX-U400-SP-08-AX module is a Novara 8-Button (US) AxLink KeyPad designed to install directly into the HydraPort chassis.

FEATURES




- 8-button panel layout
- 4-pin AxLink connector and Status LED
- Blue, backlit buttons with controllable feedback
- Includes acetate sheet with 50 pre-cut button label inserts for easy, cost effective labeling
- One bi-directional RS-232 port, with accompanying loop through

DIMENSIONS





4 HydraPort Units





POWER REQUIREMENTS






Minimum: 80mA / Maximum: 130mA @ 12 VDC

	<p>BUTTON LAYOUT 8 buttons; blue, backlit buttons with controllable feedback</p> <p>REAR PANEL COMPONENTS 4-pin AxLink connector/Status LED; RS-232 port, with accompanying loop-through port; power connector</p> <p>RS-232 PROTOCOL Baud rate: 9600 data Bits: 8 Stop Bits: 1 Parity: No Parity</p>
<p>HPX-P200-PC-US (FG561-01) Power Outlet (US) Module with Cord</p> 	<p>OVERVIEW The HPX-P200-PC-US module provides power connectivity for US plug types to the HydraPort chassis.</p> <p>DIMENSIONS 2 HydraPort Units</p> <p>FRONT PANEL PLUG COMPATIBILITY Type A/B USA, Canada, Mexico, Japan, China, and more</p> <p>REAR PANEL COMPONENTS 7' 10 1/2" (2.4 m) US power cord</p>
<p>HPX-P250-PC-UK (FG561-11) Power Outlet (UK) Module</p> 	<p>OVERVIEW The HPX-P250-PC-UK module provides power connectivity for UK plug types to the HydraPort chassis.</p> <p>DIMENSIONS 2.5 HydraPort Units</p> <p>FRONT PANEL PLUG COMPATIBILITY Type G with safety shutters United Kingdom, Ireland, Singapore, and more</p> <p>REAR PANEL COMPONENTS IEC 60320 C13 power cord connector</p>
<p>HPX-P200-PC-EU (FG561-21) Power Outlet (EU) Module</p> 	<p>OVERVIEW The HPX-P200-PC-EU module provides power connectivity for EU plug types to the HydraPort chassis.</p> <p>DIMENSIONS 2 HydraPort Units</p> <p>FRONT PANEL PLUG COMPATIBILITY Type F with safety shutters Covers many countries in Europe and Asia</p> <p>REAR PANEL COMPONENTS IEC 60320 C13 power cord connector</p>

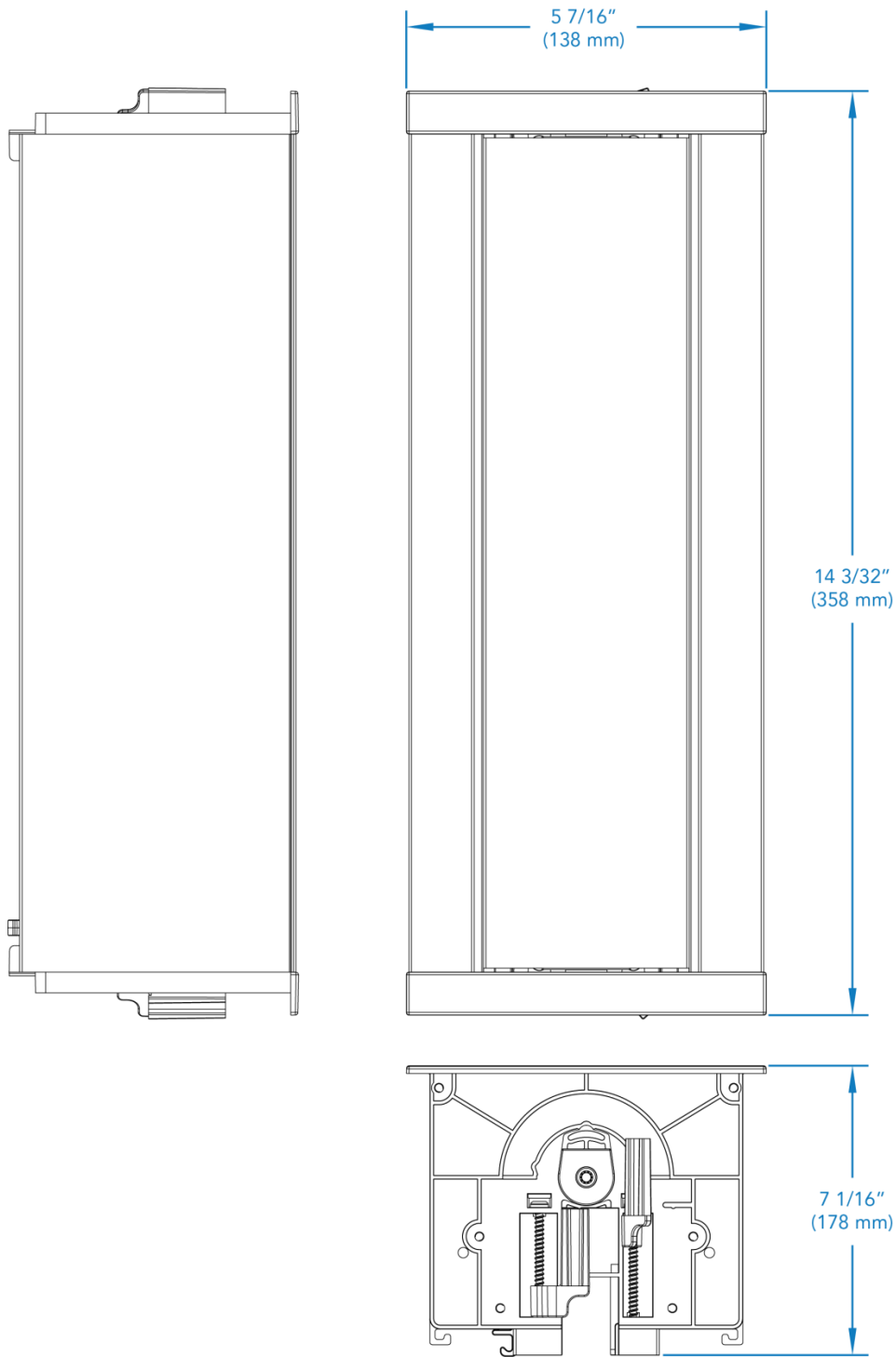
<p>HPX-P200-PC-AU (FG561-31) Power Outlet (AU) Module</p> 	<p>OVERVIEW The HPX-P200-PC-AU module provides power connectivity for AU plug types to the HydraPort chassis.</p> <p>DIMENSIONS 2 HydraPort Units</p> <p>FRONT PANEL PLUG COMPATIBILITY Type I Australia, New Zealand, China, and more</p> <p>REAR PANEL COMPONENTS IEC 60320 C13 power cord connector</p>
<p>HPX-P250-PC-IN (FG561-41) Power Outlet (IN) Module</p> 	<p>OVERVIEW The HPX-P250-PC-IN module provides power connectivity for India and South Africa plug types to the HydraPort chassis.</p> <p>DIMENSIONS 2.5 HydraPort Units</p> <p>FRONT PANEL PLUG COMPATIBILITY Type D/M India, South Africa, and more</p> <p>REAR PANEL COMPONENTS IEC 60320 C13 power cord connector</p>
<p>HPX-P200-PC-BR (FG561-71) HydraPort Power Outlet (BR) Module</p> 	<p>OVERVIEW The HPX-P200-PC-BR provides power connectivity for Brazil plug types (Type N) in the HydraPort chassis.</p> <p>DIMENSIONS 2 HydraPort Units</p> <p>FRONT PANEL PLUG COMPATIBILITY Type N Brazil and South Africa</p> <p>REAR PANEL COMPONENTS IEC 60320 C13 power cord connector</p>
<p>HPX-P200-PC-EU2 (FG561-61) HydraPort Power Outlet (EU) Module</p> 	<p>OVERVIEW The HPX-P200-PC-EU2 provides power connectivity for Eastern European (Type E with Ground Pin) plug types in the HydraPort chassis.</p> <p>DIMENSIONS 2 HydraPort Units</p> <p>FRONT PANEL PLUG COMPATIBILITY Type E with safety shutters France, Belgium, and more</p> <p>REAR PANEL COMPONENTS IEC 60320 C13 power cord connector</p>
<p>HPX-P200-PC-ITY (FG561-81) HydraPort Power Outlet (ITY) Module</p>	<p>OVERVIEW</p>

	<p>The HPX-P200-PC-ITY provides power connectivity for Italy plug types (Type L) in the HydraPort chassis.</p> <p>DIMENSIONS 2 HydraPort Units</p> <p>FRONT PANEL PLUG COMPATIBILITY Type L with safety shutters Italy, Chile, and more</p> <p>REAR PANEL COMPONENTS IEC 60320 C13 power cord connector</p>
<p>HPX-AV101-HDMI (FG552-24) Single HDMI Module with Integrated Cable</p> 	<p>OVERVIEW The HPX-AV101-HDMI module provides a HDMI connection to the HydraPort chassis.</p> <p>DIMENSIONS 1 HydraPort Unit</p> <p>FRONT PANEL COMPONENTS HDMI connector</p> <p>REAR PANEL COMPONENTS 6' 6 3/4" (2 m) Cable to HDMI connector</p>
<p>HPX-AV101-DVI+A (FG552-22) DVI-D with Stereo Module with Integrated Cables</p> 	<p>OVERVIEW The HPX-AV101-DVI+A module provides DVI-D video plus stereo audio connectivity to the HydraPort chassis with integrated video and audio cables.</p> <p>DIMENSIONS 1 HydraPort Unit</p> <p>FRONT PANEL COMPONENTS Female DVI-D connector Female 1/8" stereo mini-jack</p> <p>REAR PANEL COMPONENTS 6' 6 3/4" (2 m) Cable to male DVI-D connector 6' 6 3/4" (2 m) Cable to male 1/8" stereo mini-jack audio connector</p>
<p>HPX-AV100-CS+A (FG552-10) Composite with Stereo Module</p> 	<p>OVERVIEW The HPX-AV100-CS+A module provides composite video plus stereo audio connectivity to the HydraPort chassis</p> <p>DIMENSIONS 1 HydraPort Unit</p> <p>FRONT PANEL COMPONENTS 3 female RCA connectors (1 for video, 2 for right/left audio)</p> <p>REAR PANEL COMPONENTS 6-position Phoenix screw-terminal connector</p>

<p>HPX-AV102-RGB+A (FG552-25) RGB with Stereo Module with Integrated Cables</p> 	<p>OVERVIEW The HPX-AV102-RGB+A module provides RGBHV video plus stereo audio connectivity to the HydraPort chassis with integrated video and audio cables.</p> <p>DIMENSIONS 1 HydraPort Unit</p> <p>FRONT PANEL COMPONENTS Female HD-15 connector Female 1/8" stereo mini-jack connector</p> <p>REAR PANEL COMPONENTS 6' 6 3/4" (2 m) Cable to male HD-15 connector 6' 6 3/4" (2 m) Cable to male stereo mini-jack connector</p>
<p>HPX-AV100-RGB+A (FG552-11) RGBHV with Stereo Module</p> 	<p>OVERVIEW The HPX-AV100-RGB+A module provides RGBHV video plus stereo audio connectivity to the HydraPort® chassis.</p> <p>DIMENSIONS 1 HydraPort Unit</p> <p>FRONT PANEL COMPONENTS</p> <ul style="list-style-type: none"> •Female HD-15 VGA connector •Female 1/8" Stereo Mini-Jack <p>REAR PANEL COMPONENTS</p> <ul style="list-style-type: none"> •9-Position Phoenix screw-terminal Connector for Video Signals •3-Position Phoenix screw-terminal Connector for Audio Signals
<p>HPX-CPT200-W (FG562-41) Cable Pass-Thru Well Module</p> 	<p>OVERVIEW The HPX-CPT200-W provides a convenient way to keep cables out of site in a HydraPort HPX-600, 900 or 1200 chassis, while still being readily available to connect when needed.</p> <p>DIMENSIONS 2 HydraPort Units</p>
<p>HPX-CPTS100-W (FG562-42) Spacer, Cable Pass-Thru Well Module</p> 	<p>OVERVIEW The HPX-CPTS100-W provides a simple and convenient way to add additional spaces to the HPX-CPT200-W HydraPort® Cable Pass-Through Well Module, thereby increasing the number of cables that can be passed through a single HydraPort. Adding one HPX-CPTS100-W spacer adds two circular openings to the existing two openings to accommodate a total of 4 cables. Adding a second spacer adds another two circular openings, providing a maximum of 6 openings per HydraPort. Each HPT-CPTS100-W Pass-Through Module Spacer utilizes 1 HydraPort Unit.</p>

	<p>DIMENSIONS 1 HydraPort Unit</p>
<p>HPX-CPTS300-W (FG562-42K) Cable Pass-Thru Well Module and Spacer Kit</p> 	<p>OVERVIEW The HPX-CPTS300-W kit includes the Cable-Pass-Thru Well Module and Spacer together providing a simple and convenient way to add four circular openings to accommodate four cables - while keeping them out of sight in a HydraPort HPX-600, 900 or 1200 chassis.</p> <p>DIMENSIONS 3 HydraPort Units</p>
<p>HPX-B050 (FG558-01) 1/2 M Blank Panel</p> 	<p>OVERVIEW Blanks are available for unused slots in the HydraPort chassis.</p> <p>DIMENSIONS 1/2 HydraPort Unit</p>
<p>HPX-B100 (FG558-02) 1 M Blank Panel</p> 	<p>OVERVIEW Blanks are available for unused slots in the HydraPort chassis.</p> <p>DIMENSIONS 1 HydraPort Unit</p>
<p>HPX-B200 (FG558-03) 2 M Blank Panel</p> 	<p>OVERVIEW Blanks are available for unused slots in the HydraPort chassis.</p> <p>DIMENSIONS 2 HydraPort Units</p>
<p>HPX-B050-L (FG558-11) 1/2 M Custom Label Panel</p> 	<p>OVERVIEW The HPX-B050-L is a blank panel that is pad printed with custom text, and is available for labeling slots in the HydraPort chassis.</p> <p>DIMENSIONS 1/2 HydraPort Unit</p>

For a more detailed pictorial drawing please visit: <http://www.amx.com/products/HPX-1200.asp>



About AMX by HARMAN

Founded in 1982 and acquired by HARMAN in 2014, AMX® is dedicated to providing AV solutions for an IT World. AMX solves the complexity of managing technology with reliable, consistent and scalable systems comprising control, video switching and distribution, digital signage and technology management. AMX systems are deployed worldwide in conference rooms, classrooms, network operation/command centers, homes, hotels, entertainment venues and broadcast facilities, among others. AMX is part of the HARMAN Professional Group, the only total audio, video, lighting, and control vendor in the professional AV market. HARMAN designs, manufactures and markets premier audio, video, infotainment and integrated control solutions for the automotive, consumer and professional markets. Revised 2.1.17. ©2017 Harman. All rights reserved. Specifications subject to change.

www.amx.com | +1.469.624.7400 | 800.222.0193