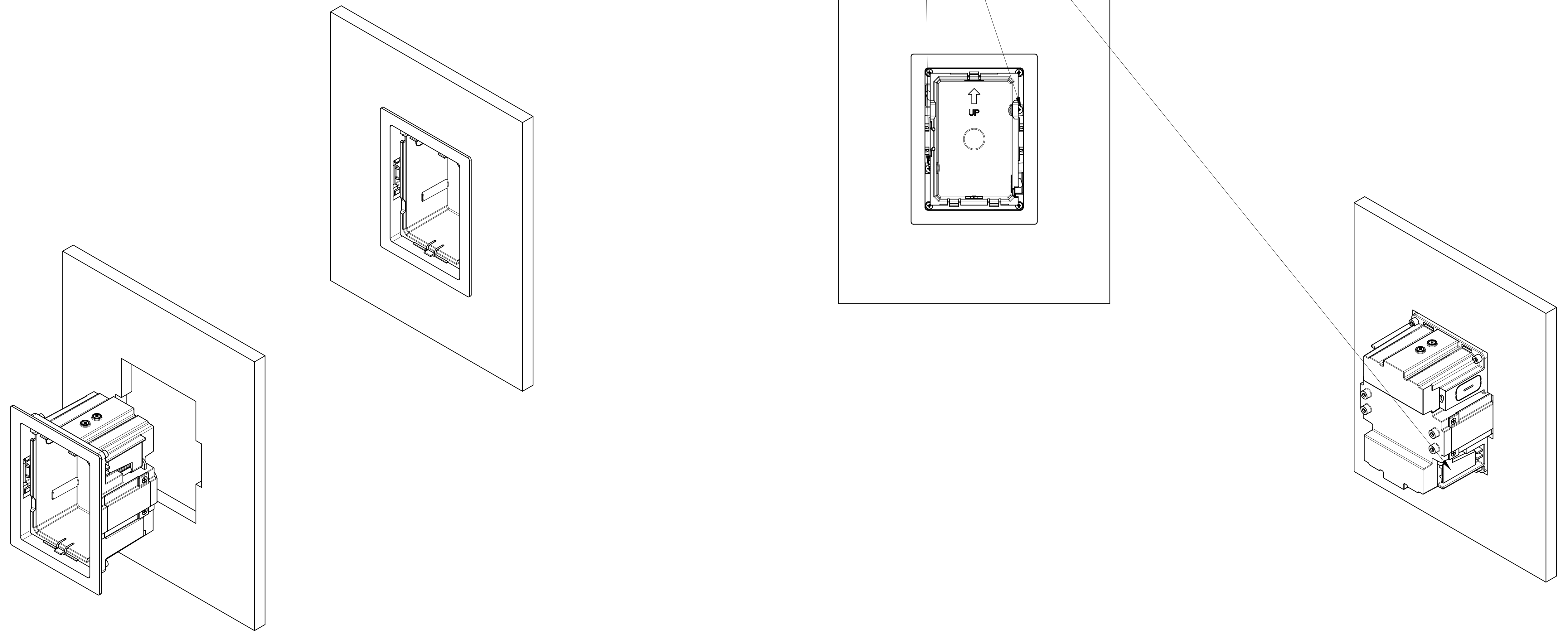


REVISIONS				
REV	ECN NUMBER	DESCRIPTION	DATE	APPROVED
A	21756	INITIAL RELEASE	12-17-13	J. PORTER
B	21796	CORRECTED DESCRIPTION	1-6-14	J. PORTER

NOTES: UNLESS OTHERWISE SPECIFIED

1. THIS DRAWING SHALL BE USED WITH CAD MODEL FOR COMPLETE PRODUCT DEFINITION. REFER TO TABLE ON BOTTOM LEFT OF FORMAT.

TURN TO DEPLOY AND TIGHTEN INSTALLATION CLAMPS. TIGHTEN UNTIL SECURE



DRYWALL SURFACE INSTALL
(USING LOCKDOWN WINGS)
DRYWALL NOT TO SCALE
DO NOT USE THIS DRAWING AS A TEMPLATE

UNLESS OTHERWISE STATED, THE ARTICLE SPECIFIED SHALL BE RoHS COMPLIANT PER EU DIRECTIVE 2002/95/EC

NOTICE: This drawing is the property of AMX LLC. All information contained herein this is not generally known shall be confidential except to the extent the information had been previously established. This drawings may not be copied, reproduced, or used as the basis for manufacture or sale without written permission.

UNLESS OTHERWISE SPECIFIED
TOLERANCE ON DECIMAL DIMENSIONS: .X = ± 0.1
.XX = ± 0.02
.XXX = ± 0.010
ANGLES: ± 1.0
SURFACE FLATNESS: .003 TIR PER LINEAR INCH
ALL DIMENSIONS IN INCHES.
DO NOT SCALE DRAWING

AMX AMX LLC
3000 RESEARCH DRIVE
RICHARDSON, TX 75082

**MOUNTING SPECIFICATION,
MXA-FMK-43, FLSH MNT KIT,
MODERO X 4.3**

SIZE D	DRAWING NUMBER SP5968-53	REV B
SCALE 1:2	SHEET 1 OF 2	

REF. PRO/E ASSEM	FILE =SP5968-53
REF. PRO/E ASSEM	REV. =B

A

B

C

D

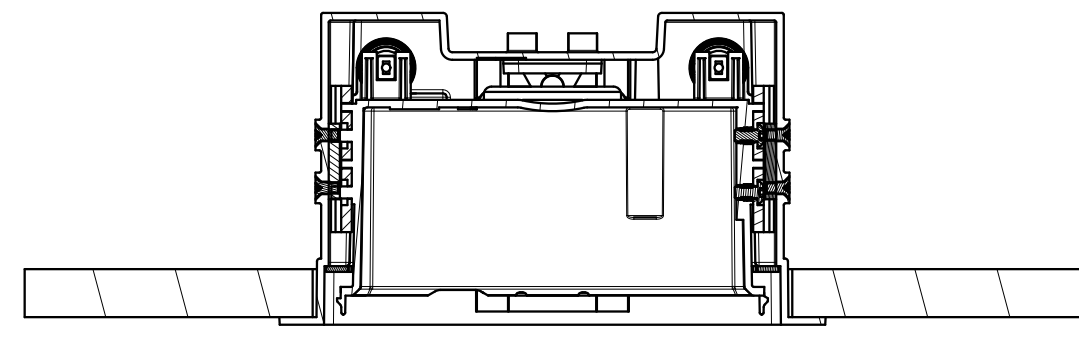
E

F

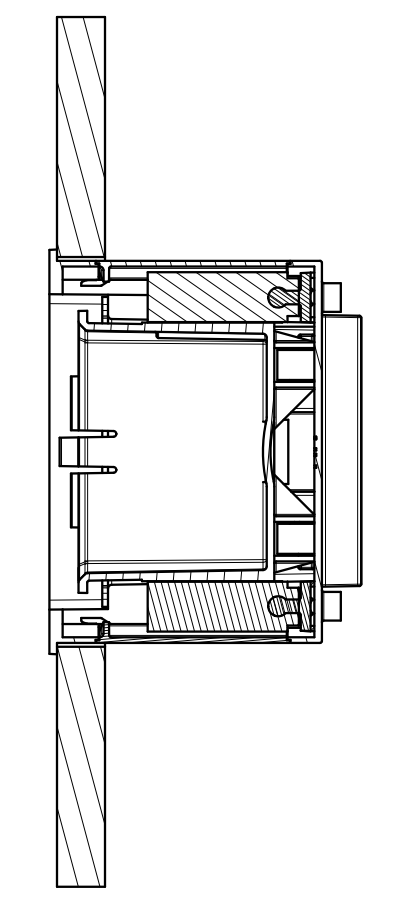
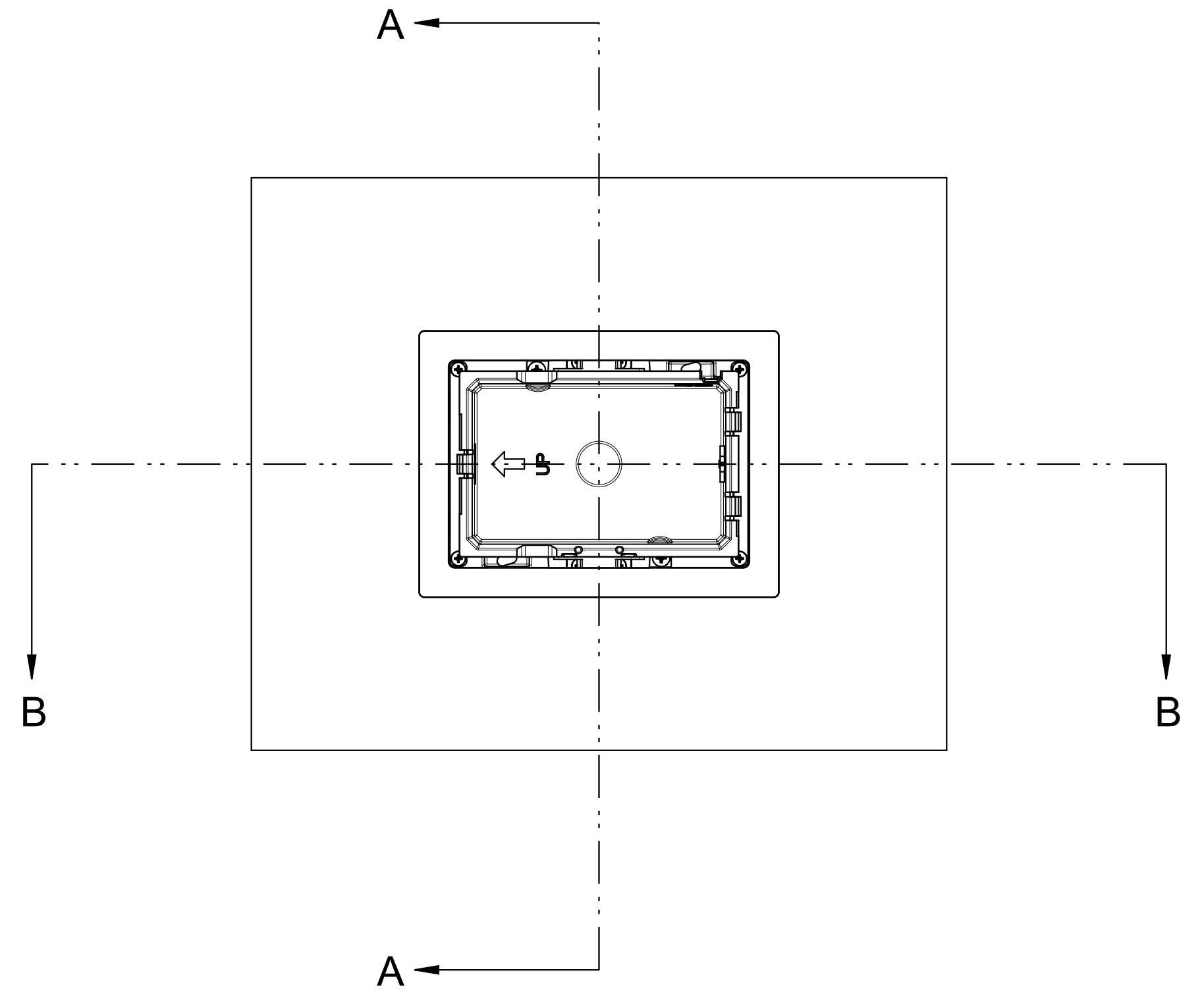
SP5968-53

2

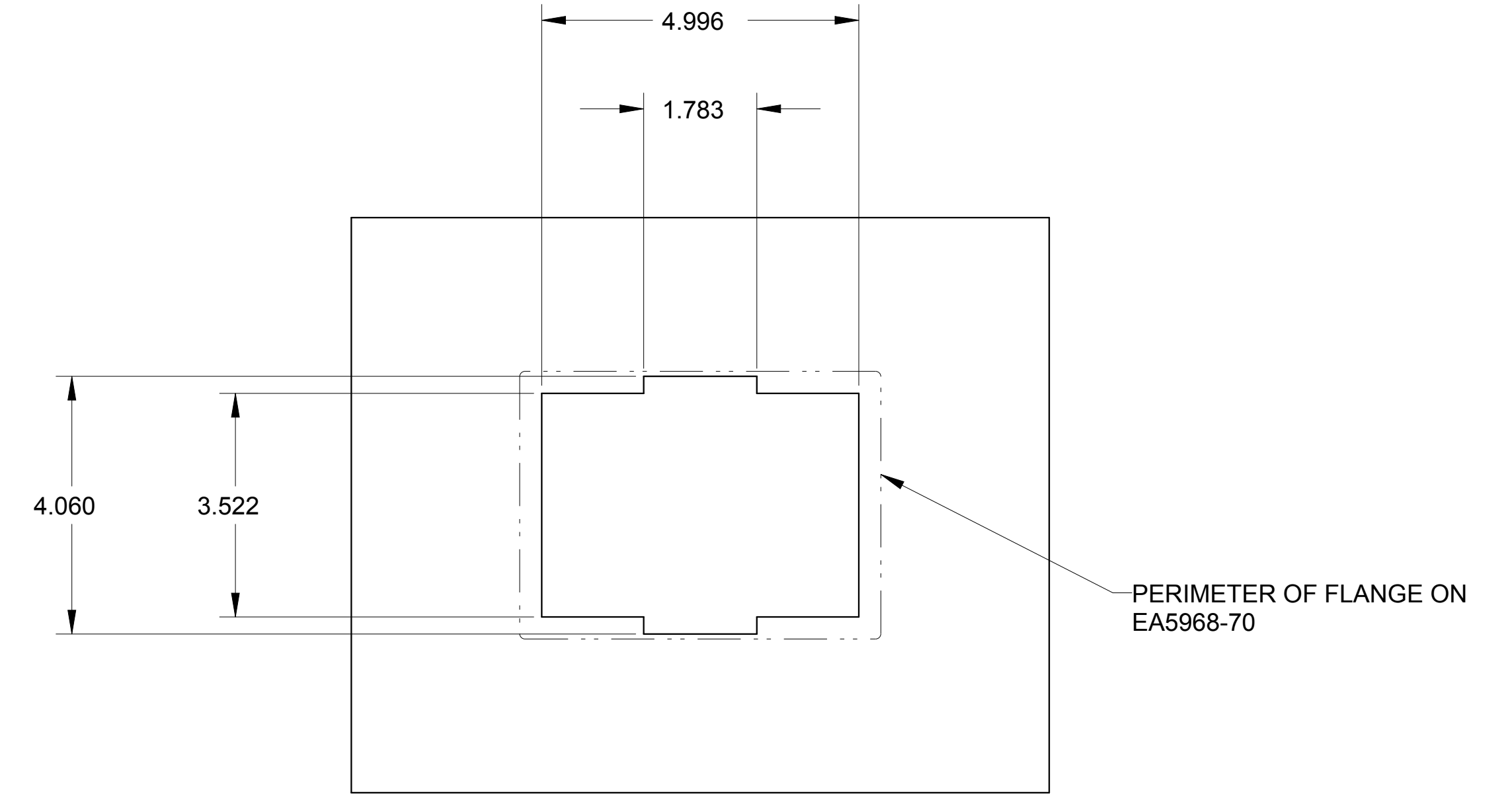
H



SECTION B-B



SECTION A-A



MOUNTING SURFACE CUTOUT DIMENSIONS
USE 68-5968-08 CUTOUT TEMPLATE

NOTICE: This drawing is the property of AMX LLC. All information contained herein shall be confidential except to the extent the information had been previously established. This drawings may not be copied, reproduced, or used as the basis for manufacture or sale without written permission.



**MOUNTING SPECIFICATION,
MXA-FMK-43, FLSH MNT KIT,
MODERO X 4.3**

SIZE D	DRAWING NUMBER	SP5968-53	REV B
SCALE	1:2	SHEET	2 OF 2

A

B

C

D

E

F

G

H