

### Overview

The RDM-SWM Switch Module (**FG606-50**) is a 2400 W general purpose relay module built for economical switching of incandescent lamps, low-voltage transformers, switched fans and electrical outlets. It is designed for use with the RDA series of enclosures, in an AMX Lighting™ modular digital dimming system.

The RDM-SWM uses a positive air gap type relay.

This module's 120, 240, and 277 VAC ratings are CE, UL, and C-UL approved.




FIG. 1 RDM-SWM

### RDM-SWM UL and C-UL Ratings

- General purpose: 2400 W
- Resistive: 2400 W
- Ballast: 2400 W
- Motor: 277 VAC, 1 hp

### Suggested Switched Loads

- Incandescent
- Low-voltage
- Motors
- Switched outlets
- Fluorescent

### Specifications

- Dimensions (HW): 10.00" x 2.75" (25.40 cm x 6.99 cm)
- Non-phase dependant
- Use wires rated at 75°C (167°F)
- Torque terminals to 7 in-lbs. (0.8 N/M)
- Max. wire size: 10 AWG (4 mm<sup>2</sup>)
- Wire stripping length: 0.28" (7 mm)
- Weight: 0.5 lbs. (0.227 kg)
- BTU/hr: 5
- Control current: 85 mA @ 12 VDC

### Caution: Pre-Installation Notes

- All Class 1 wiring must be connected to proper terminals.
- All control wiring must be connected to proper terminals.
- Disconnect power while installing or connecting the unit.
- Keep top and bottom air vents clear at all times.
- Test loads for shorts before connecting.
- Use low-voltage wires with a 300 volt rating or greater.
- Use field installed copper conductors.
- All electrical ratings are for continuous duty.
- For indoor use only.
- This module may require extra power from the AxLink connection or an external power supply connected to the control card.

### Connecting the RDM-SWM to the AMX Lighting Master

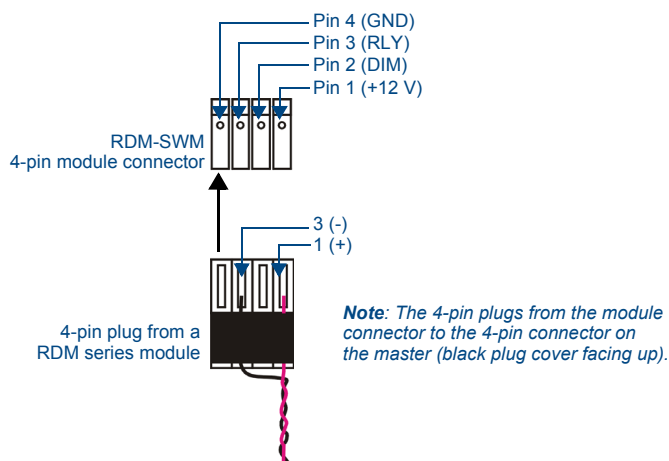
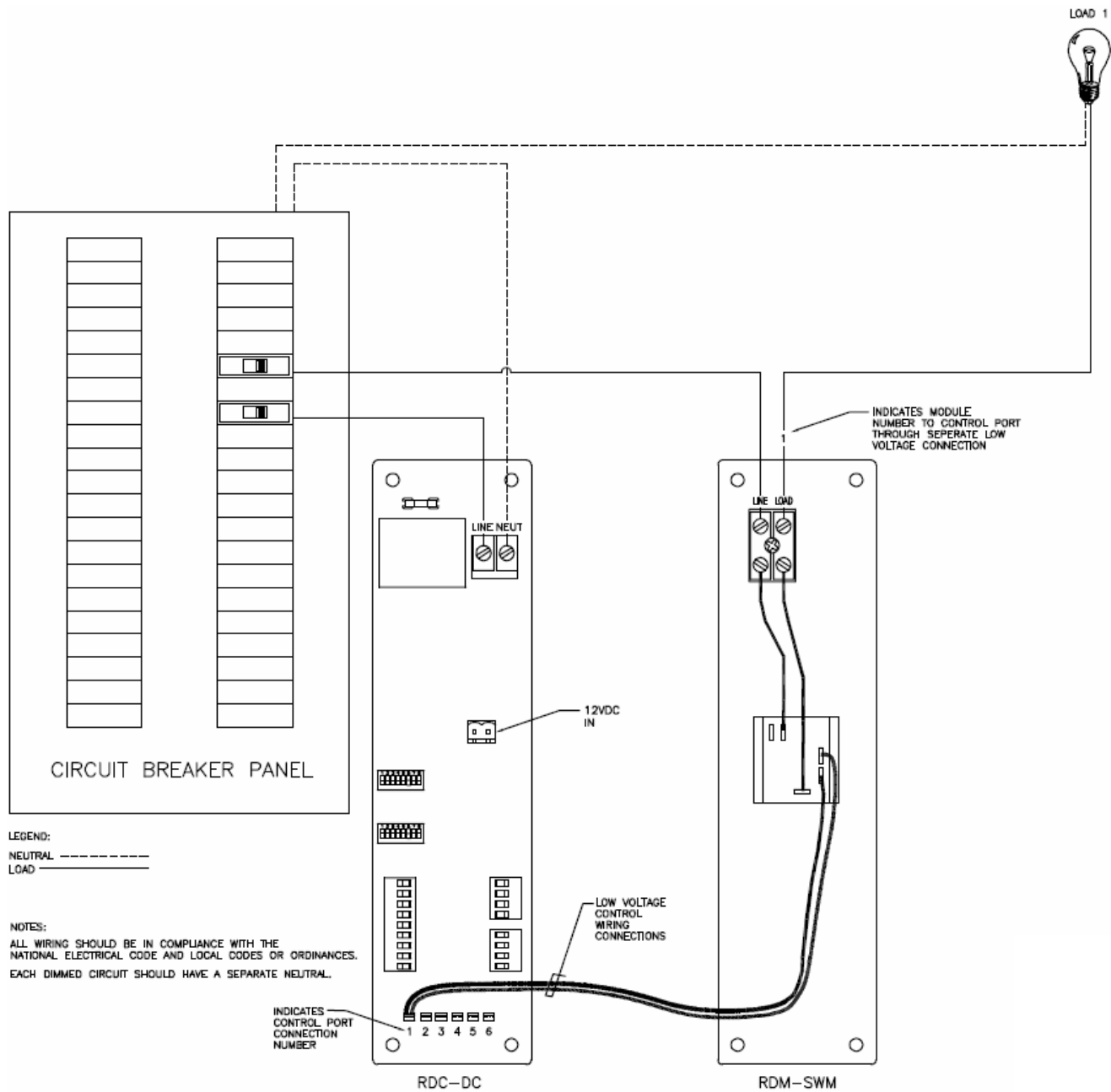


FIG. 2 RDM-SWM connections



**FIG. 3** RDM-SWM Lighting Module Wiring