

# Martin Companion Cable User Guide

## Safety Information

**!** This product is for professional use only. It is not for household use. Read this document before installing the product, follow the safety precautions listed below and observe all warnings in this document and printed on the product.

If you have any questions about how to install, operate or service the product safely, please contact your Martin® distributor (see [www.martin.com](http://www.martin.com) for details).

- Respect all locally applicable laws, codes and regulations when installing, operating or servicing the product.
- This product is for indoor use in dry locations only. Do not expose the product to rain or moisture.
- Do not use the product if the ambient temperature exceeds 50°C (122° F).
- If the product is damaged, disconnect it and do not try to use it.
- Refer any service operation not described in this document and any repairs to a qualified technician authorized by Martin.
- Do not modify the product or install other than genuine Martin parts.
- Install, operate and service Martin products only as directed in their user documentation or you may create a safety hazard or cause damage that is not covered by product warranties.

Transportation damage is not covered under warranty.

## Information relative à la sécurité

**!** Ce produit est destiné à un usage professionnel uniquement. Il n'est pas destiné à un usage domestique. Lisez ce document avant d'installer le produit, suivez les précautions d'emploi listées ci-dessous et respectez toutes les mises en garde de ce document et imprimées sur le produit.

Pour toute question sur l'installation, l'utilisation ou la maintenance en toute sécurité de ce produit, contactez votre distributeur Martin® (voir aussi [www.martin.com](http://www.martin.com)).

- Respectez toutes les normes et conventions locales en vigueur lors de l'installation, de l'utilisation et de la maintenance de ce produit.
- Ce produit est destiné à un usage en intérieur ou en zones sèches. N'exposez pas le produit à la pluie ou à l'humidité.
- N'utilisez pas le produit si la température ambiante dépasse 50°C (122° F).
- Si le produit est endommagé, débranchez-le et ne tentez pas de le mettre en service.
- Référez toute maintenance ou réparation non décrite dans ce document à un service technique agréé par Martin.
- Ne modifiez pas le produit et n'installez aucun composant qui ne provienne de Martin.
- Respectez à la lettre les consignes de la documentation utilisateur pour installer, exploiter ou entretenir les produits Martin. Vous pourriez créer un risque pour la sécurité ou causer des dommages qui ne seraient pas couverts par la garantie du produit.

## Sicherheitshinweise

**!** Dieses Produkt ist nur für den professionellen Einsatz zugelassen. Die Verwendung in Haushalten ist nicht zulässig. Lesen Sie dieses Dokument, bevor Sie das Produkt verwenden. Beachten Sie die folgenden Sicherheitshinweise und alle in diesem Dokument oder auf dem Produkt gegebenen Warnungen.

Wenn Sie Fragen zum sicheren Einsatz dieses Produktes haben, wenden Sie sich bitte an Ihren Martin® Händler (siehe auch [www.martin.com](http://www.martin.com)).

- Beachten Sie die allgemeinen und lokalen Gesetze, Normen und Vorschriften, wenn Sie das Gerät installieren, in Betrieb nehmen, verwenden oder reparieren.
- Dieses Produkt ist für den Gebrauch in trockenen Innenräumen zugelassen. Setzen Sie das Produkt nicht Regen oder Feuchtigkeit aus.
- Verwenden Sie das Produkt nicht bei Umgebungstemperaturen über 50° C (122° F).
- Trennen Sie ein beschädigtes Produkt sofort von der Spannungsversorgung. Nehmen Sie ein beschädigtes Produkt nicht in Betrieb.
- Überlassen Sie alle Reparaturarbeiten, die nicht in diesem Dokument beschrieben werden, einem qualifizierten, von Martin autorisierten Techniker.
- Verändern Sie das Produkt nicht. Verwenden Sie nur Original Martin-Ersatzteile.
- Verwenden Sie Martin Produkte nur, wie in der zugehörigen Anwender-Dokumentation beschrieben. Schäden, die durch unsachgemäßen Gebrauch entstehen, stellen ein Sicherheitsrisiko dar. Sie sind von der Gewährleistung ausgeschlossen.

## Introduction

Thank you for purchasing the Martin Companion Cable.

The Martin Companion Cable allows you to connect a PC running the Martin Companion Windows application to lighting fixtures via DMX/RDM and perform fixture setup, addressing and firmware upgrades.

Read this User Guide carefully. Visit the Martin website at [www.martin.com](http://www.martin.com) for further documentation, including the software user manual and access to our online community.

## Software

To use the Martin Companion Cable with a PC, you must first install the Martin Companion Windows application (available for download from [www.martin.com](http://www.martin.com)) on the PC.

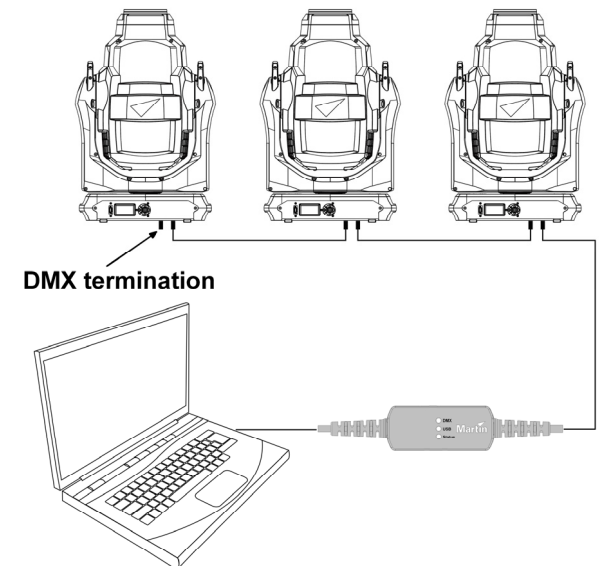
Please check periodically for new releases that may add new functionality or improvements.

We recommend that you update to the latest Martin Companion software release before using the Martin Companion Cable for the first time.

## Setup and Powering Up

### USB

Connect the Martin Companion Cable's USB-A connector to the host PC. The Martin Companion Cable is powered via USB.



When the Martin Companion Cable is connected for the first time to a PC running Martin Companion software, a driver will be installed on the PC. As soon as the driver is loaded and initialized, the Martin Companion Cable is ready for use.

The Martin Companion Cable draws up to 150 mA via USB.

If you use a USB hub between the Martin Companion Cable and the host PC, use a powered hub only. The host PC will fail to recognize a Martin Companion Cable that is connected via an unpowered USB hub.

### DMX

Connect the Martin Companion Cable's 5-pin XLR connector to one or more fixtures on a DMX link using DMX cable with standard DMX-512A pinout. Do not use microphone cable.

Use a DMX termination plug on the last fixture on the DMX link.

Damage to the Martin Companion Cable or to the connected computer due to faulty DMX wiring is not covered by the product warranty.

### Status LEDs

The Martin Companion Cable's three status LEDs give the following indications:

#### DMX

- Green flashing: Sending data over DMX link
- Red flashing: Receiving data over DMX link

#### USB

- White flashing: Cable powered up
- White constant: Cable recognized by computer


#### Status

- Blue flashing: Activity

### Reset Button

If the Martin Companion Cable stops responding, disconnect completely, wait 5 seconds, then reconnect.

If the problem persists, disconnect from the PC, push the Reset button and keep it held in, reconnect the Martin Companion Cable to the PC, and then release the button. The Martin Companion Cable will now be in bootloader mode ready to receive new firmware via Martin Companion software.



### Maintenance

There are no user-serviceable parts inside the product. Any service not described in this document must be carried out by a qualified Martin technician. For any service-related concerns, please contact your Martin dealer or visit [www.martin.com](http://www.martin.com)

Occasional cleaning is the only service required of the user. To clean the product, spray a cellphone/tablet cleaning fluid onto a lint-free cloth and wipe external surfaces clean. As with any electronic equipment, never spray directly onto the device.

### Technical Support

The latest software, manuals and other documentation for all Martin products are available for download at [www.martin.com](http://www.martin.com)

For technical support in North America, please contact:  
 HProTechSupportUSA@harman.com  
 Phone: (844) 776-4899

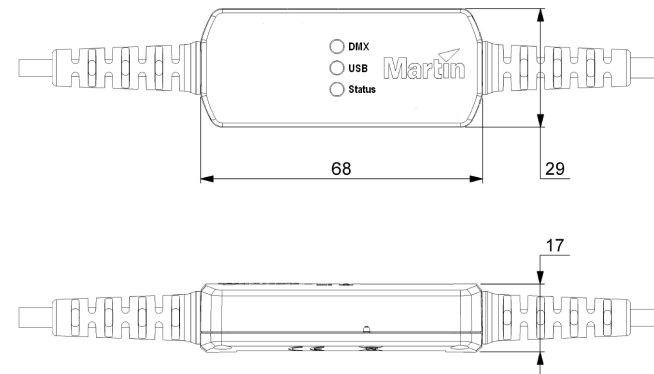
For technical support outside North America, please contact your national distributor.

### Electromagnetic Compatibility

This device complies with part 15 of the FCC Rules. Operation is subject to the following two conditions: (1) This device may not cause harmful interference, and (2) this device must accept any interference received, including interference that may cause undesired operation.

CAN ICES-3 (B) / NMB-3 (B)

### Dimensions



Dimensions are given in millimeters

### Specifications

#### Physical

Length .....	68 mm (2.7 in.)
Width .....	29 mm (1.2 in.)
Height .....	17 mm (0.7 in.)
Weight .....	99 g (3.5 oz.)

#### Control/User Interface

Configuration and management .....	Companion software
Device status .....	3 x status LEDs (USB, DMX & Status)

#### Connections

DMX data .....	1 x 5-pin locking XLR
PC/controller .....	USB 2.0

#### Construction

Housing .....	Plastic
IP Rating .....	IP20
Non-domestic use in dry location only	

#### Electrical

Power .....	5 VDC over USB
Maximum current draw .....	150 mA
EMC .....	CAN ICES-3 U(B) / NMB-3 (B)

#### Thermal

Operating temperature .....	0° - 50°C (32° - 122°F)
-----------------------------	-------------------------

#### Ordering Information

Martin Companion Cable .....	P/N 91616091
------------------------------	--------------



[www.martin.com](http://www.martin.com)

© 2014-2018 Martin Professional ApS. Information subject to change without notice. Martin Professional and all affiliated companies disclaim liability for any injury, damage, direct or indirect loss, consequential or economic loss or any other loss occasioned by the use of, inability to use or reliance on the information contained in this document.

HARMAN Professional Solutions, 8500 Balboa Blvd.,  
 Northridge, CA 91329, USA

**Martin Companion Cable User Guide**  
**P/N 1000338092, Rev. A**