

3DPartsfinder

For all technicians and customers, we have a tool that enables viewing all parts in a product. The tool is known as 3DPartsfinder and it shows you the product in 3 dimensions. In this way, you can see how the product is constructed. Furthermore, it helps you identify the spare parts you need.

We started creating 3DPartsfinder when the MAC III Profile was launched.

Many of our products have been added to 3DPartsfinder, even products older than the MAC III, and we are continuously adding new products to 3DPartsfinder.

3DPartsfinder is available as an offline version and before you begin working with 3DPartsfinder, you have to download the **SOLIDWORKS Composer Player** which is a free program.

The program is not available for Apple Mac and iOS devices.

Minimum hardware requirements* for 3DPartsfinder:

- RAM: 2 GB or more.
- Video card: A graphics adapter with 3D OpenGL acceleration is required for optimal performance. AMD (AMD FirePro) and NVIDIA (NVIDIA Quadro FX) are highly recommended.
- Processor: Intel Core 2 Duo (or similar).

* The information is subject to alterations without notice. 3DPartsfinder is provided 'As is'. Performance issues experienced even when minimum requirements are met are not supported.

How to download SOLIDWORKS Composer Player

[Download](#) the freeware from the www.solidworks.com support/downloads page.

<http://www.solidworks.com/sw/support/downloads.htm>

In the **Downloads** pane, select **Free Tools** and click **Composer Player/Add-in (64)**.

Downloads

Download new versions, service packs, and add-ins.

Select Version: 2019 ▾

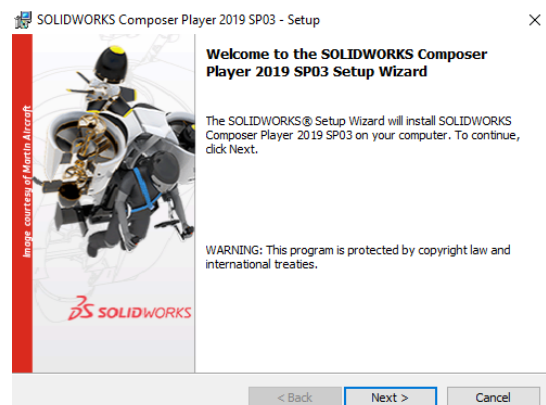
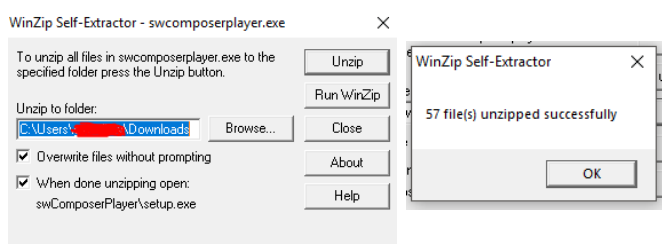
Product	Version	Service Pack	Operating System	Released
3DEXPERIENCE Marketplace for DraftSight	2019	6.27.352	Windows 64-bit	07/25/2019
3DEXPERIENCE Marketplace for SW	2019	6.27.352	Win7/Win10 64-bit	07/25/2019
eDrawings (64-bit)	2019	3.0	Win7/Win10 64-bit	05/06/2019
eDrawings for Mac (Apple App Store)	2019	4.2.1	Apple OS X	03/04/2019
SOLIDWORKS Composer Player/Add-in	2019	3.0	Win7/Win10 64-bit	05/06/2019
SOLIDWORKS Explorer	2019	3.0	Win7/Win10 64-bit	05/06/2019
SOLIDWORKS PCB Viewer	2019	3.0	Win7/Win10 64-bit	05/06/2019

Notes:

Save the .exe file that you have downloaded on your device, double click the file and extract to a suitable location:

Click **Unzip**.

Click **OK**.



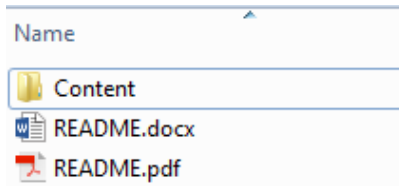
Follow the install wizard.

SOLIDWORKS Composer Player is now installed on your device.

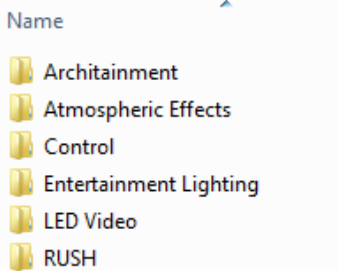
How to use the offline version

Download the offline version of 3DPartsfinder from any product page **Downloads** section on www.martin.com

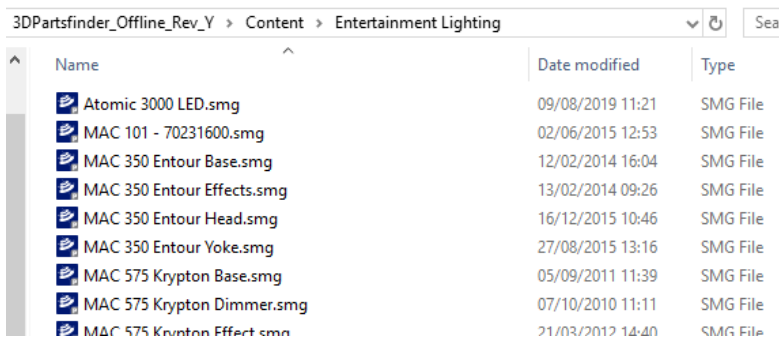
Open and extract the files from the **zip file** to a folder of your choice.



The **Content** folder contains six subfolders – one for each product category:

- Archaitainment
 - Atmospheric effects
 - Control
 - Entertainment lightning
 - LED video
 - RUSH.
- 

Open a folder and click the file with the name of the product you want to view.



The 3D drawing opens in SOLIDWORKS Composer Player, and you can use the tools in the toolbar to navigate in the drawing.

