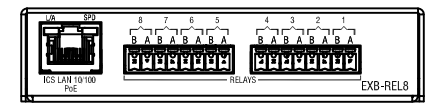

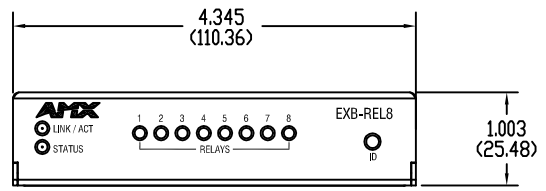



| REVISIONS |       |                       |          |          |
|-----------|-------|-----------------------|----------|----------|
| REV       | ECN   | DESCRIPTION           | DATE     | APPROVED |
| A         | 17837 | RELEASE TO PRODUCTION | 05-30-11 | J.LUTHER |



UNLESS OTHERWISE STATED, THE ARTICLE SPECIFIED SHALL BE RoHS COMPLIANT PER EU DIRECTIVE 2002/95/EC

NOTICE: This drawing is the property of AMX LLC. All information contained herein that is not generally known shall be confidential except to the extent the information has been previously established. This drawing may not be copied, reproduced, or used as the basis for manufacture or sale without written permission.

**UNLESS OTHERWISE SPECIFIED**  
 TOLERANCE ON DECIMAL DIMENSIONS: .X = ± 0.1  
 .XX = ± 0.01  
 .XXX = ± 0.005  
 ANGLES: ± 0.5°  
 SURFACE FLATNESS .003 TIR PER LINEAR INCH  
 ALL DIMENSIONS IN INCHES.  
**DO NOT SCALE DRAWING**  
 THIRD ANGLE PROJECTION

**AMX** AMX LLC  
 3000 RESEARCH DRIVE  
 RICHARDSON, TX 75082

PICTORIAL, EXB-REL8

|           |                     |              |
|-----------|---------------------|--------------|
| SIZE D    | DWG. NO. 95-2100-20 | REV. A       |
| SCALE 1/1 | ACAD FILE NO.       | SHEET 1 OF 1 |